CE Test Report

Equipment	:	**802.11ax Wi-Fi 6E + BT5.4 Module**
Model No.	:	**Veda IF913**
Brand Name	:	**Ezurio**
Applicant	:	**Ezurio LLC**
Address	:	**W66N220 Commerce Court, Cedarburg, WI 53012 United States Of America**
Standard	:	**EN 300 440 V2.1.1 (2017-03)**
Received Date	:	**Jan. 12, 2026**
Tested Date	:	**Feb. 05 ~ Jul. 31, 2026**

We, International Certification Corporation, would like to declare that the tested sample has been evaluated and in compliance with the requirement of the above standards. The test results contained in this report refer exclusively to the product. It shall not be reproduced except in full without the written approval of our laboratory.

Reviewed by: **Approved by:**

Alex Huang / Supervisor **Gary Chang / Manager**

Table of Contents

1 GENERAL DESCRIPTION 5

1.1 Information 5
1.2 Local Support Equipment List 9
1.3 Test Setup Chart 9
1.4 Test Equipment and Calibration Data 10
1.5 Testing Applied Standards 11
1.6 Deviation from Test Standard and Measurement Procedure 11
1.7 Measurement Uncertainty 11

2 TEST CONFIGURATION 12

2.1 Testing Facility 12
2.2 The Worst Test Modes and Channel Details 12

3 TRANSMITTER TEST RESULTS 13

3.1 Equivalent Isotropically Radiated Power (e.i.r.p.) 13
3.2 Permitted Range of Operating Frequencies 14
3.3 Transmitter Unwanted Emissions in the Spurious Domain 15

4 RECEIVER TEST RESULTS 17

4.1 Receiver Spurious Emissions 17
4.2 Receiver Blocking 19
4.3 Adjacent Channel Selectivity 20

5 PHOTOGRAPHS OF THE TEST CONFIGURATION 21

6 TEST LABORATORY INFORMATION 23

Appendix A. Equivalent Isotropically Radiated Power (E.I.R.P.)

Appendix B. Permitted Range Of Operating Frequencies

Appendix C. Transmitter Unwanted Emissions In The Spurious Domain

Appendix D. Receiver Spurious Emissions

Appendix E. Receiver Blocking

Appendix F. Adjacent Channel Selectivity

Release Record

Report No.	Version	Description	Issued Date
EQ611202	Rev. 01	Initial issue	Sep. 18, 2026

Summary of Test Results

Ref. Std. Clause	Test Items	Measured	Result
4.2.2	Equivalent Isotropically Radiated Power	13.96dBm	Pass
4.2.3	Permitted Range of Operating Frequencies	Meet the requirement of limit.	Pass
4.2.4	Unwanted Emissions in the Spurious Domain	Meet the requirement of limit.	Pass
4.2.5.4	Duty cycle	w/o test (No Restriction)	N/A
4.2.6	Additional Requirements for FHSS Equipment	N/A	N/A
4.3.3	Adjacent channel selectivity	Meet the requirement of limit.	Pass
4.3.4	Blocking or Desensitization	Meet the requirement of limit.	Pass
4.3.5	Receiver Spurious Radiation	Meet the requirement of limit.	Pass
4.4	Spectrum Access Techniques	N/A	N/A
4.6.4	GBSAR Antenna Pattern	N/A	N/A
ANNEX F	Limits for GBSAR	N/A	N/A

Note: N/A means not applicable.

Declaration of Conformity:
The test results with all measurement uncertainty excluded are presented in accordance with the regulation limits or requirements declared by manufacturers.
Comments and Explanations:
The declared of product specification for EUT presented in the report are provided by the manufacturer, and the manufacturer takes all the responsibilities for the accuracy of product specification.

1 General Description

1.1 Information

1.1.1 Product Details

Model Name	Part No.	Product Name	Description
Veda IF913	453-00400	802.11ax Wi-Fi 6E + BT5.4 Module	Module, Veda IF913, SIP, Tri Band, No Embedded Memory, RF Trace Pin
	453-00401		Module, Veda IF913, SIP, Tri Band, Embedded Ext. Memory, 8M PSRAM, 8M Flash, RF Trace Pin

1.1.2 Specification of the Equipment under Test (EUT)

RF General Information					
Frequency Range (MHz)	IEEE Std. 802.11	Ch. Freq. (MHz)	Channel Number	Transmit Chains (N_{TX})	Data Rate / MCS
5725~5850	a	5745-5825	149-165 [5]	1	6-54 Mbps
	n (HT20)				MCS 0-7
	ac (VHT20)				MCS 0-9
	ax (HE20)				MCS 0-11
Note: 802.11a/n/ac/ax uses a combination of OFDM/OFDMA-BPSK, QPSK, 16QAM, 64QAM, 256QAM and 1024QAM modulation.					

1.1.3 Antenna Details

Integrated Antenna

Brand / Model	Part Number	Type	Connector	Operating Frequencies (MHz) / Antenna Gain (dBi)				
				2400~2483.5	5150~5250	5250~5350	5470~5725	5725~5850
Yageo / Chip Antenna	ANT1608LL14R2460A	Chip	NA	2.3	0.1	0.1	1.8	2.5

Brand / Model	Part Number	Type	Connector	Operating Frequencies (MHz) / Antenna Gain (dBi)
				5925~6425
Yageo / Chip Antenna	ANT1608LL14R2460A	Chip	NA	2.7

External Antenna

Brand / Model	Part Number	Type	Connector	Operating Frequencies (MHz) / Antenna Gain (dBi)				
				2400~2483.5	5150~5250	5250~5350	5470~5725	5725~5850
Ezurio / FlexMIMO 6E	EFD2471A3S -10MH4L	PIFA	MHF4L	2.2	3.8	3.8	3.8	3.8
Ezurio / FlexPIFA 6E	EFB2471A3S -10MH4L	PIFA	MHF4L	2.2	3.9	3.9	3.9	3.9
Ezurio / Mini NanoBlade Flex 6GHz	EMF2471A3 S-10MH4L	PCB Dipole	MHF4L	2.4	4.4	4.4	4.4	4.4
Joymax Electronics / Dipole 6E	TWX-100BR S3B	Dipole	RP-SMA	2	4	4	4	4
Ezurio / FlexPIFA Dual Band	001-0021	PIFA	IPEX MHF4L	2.5	3	3	3	3
Ezurio / FlexPIFA Dual Band	EFB2455A3S -15MH4L	PIFA	MHF1	2.5	3	3	3	3

Brand / Model	Part Number	Type	Connector	Operating Frequencies (MHz) / Antenna Gain (dBi)
				5925~6425
Ezurio / FlexMIMO 6E	EFD2471A3S-10MH4L	PIFA	MHF4L	3.3
Ezurio / FlexPIFA 6E	EFB2471A3S-10MH4L	PIFA	MHF4L	3.8
Ezurio / Mini NanoBlade Flex 6GHz	EMF2471A3S-10MH4L	PCB Dipole	MHF4L	5.2
Joymax Electronics / Dipole 6E	TWX-100BRS3B	Dipole	RP-SMA	4

1.1.4 EUT Operational Condition

Power Supply Type	3.3Vdc from host		
SW Version	IFX_Ezurio-H1CP-04022026-2		
Operational Climatic	☒ Tnom (20°C)	☒ Tmax (85°C)	☒ Tmin (-40°C)
Beamforming	☐ Support	☒ Not support	
RU Configuration	☒ Full RU	☒ Partial RU	

1.1.5 Accessories

N/A

1.1.6 Receiver Category

Receiver Category		Risk Assessment Of Receiver Performance
☒	1	Highly reliable SRD communication media; e.g. serving human life inherent systems (may result in a physical risk to a person).
☐	2	Medium reliable SRD communication media e.g. causing Inconvenience to persons, which cannot simply be overcome by other means.
☐	3	Standard reliable SRD communication media e.g. Inconvenience to persons, which can simply be overcome by other means (e.g. manual).

1.1.7 Channel List

Channel	Frequency(MHz)
149	5745
153	5765
157	5785
161	5805
165	5825

1.1.8 Test Tool and Duty Cycle

full RU configuration

Test Tool	Command, Version: 28.10.400.1	
Modulation Mode	**Duty Cycle Of Test Signal (%)**	**Duty Factor (dB)**
11a	98.80%	0.05
ax HE20-OFDMA	98.20%	0.08

partial RU configuration

Test Tool	Command, Version: 28.10.400.1	
Modulation Mode	**Duty Cycle Of Test Signal (%)**	**Duty Factor (dB)**
ax HE20_OFDMA_RU26	99.40%	0.03
ax HE20_OFDMA_RU52	99.40%	0.03
ax HE20_OFDMA_RU106	98.80%	0.05

1.1.9 Power Index of Test Tool

full RU configuration

Modulation Mode	Test Frequency (MHz)		
	5745	5785	5825
11a	40	41	42
ax HE20-OFDMA	40	41	42

partial RU configuration

Modulation Mode	Test Frequency (MHz)		
	5745	5785	5825
ax HE20_OFDMA_RU26	35	35	35
ax HE20_OFDMA_RU52	44	44	44
ax HE20_OFDMA_RU106	44	45	46

1.2 Local Support Equipment List

Support Equipment List					
No.	**Equipment**	**Brand**	**Model**	**S/N**	**Remarks**
1	Laptop	Lenovo	TP00003B	R9-L1LRK	Provided by applicant.
2	Fixture	---	---	---	Provided by applicant.
3	50Ω terminator	---	---	---	---

1.3 Test Setup Chart

Test Setup Diagram (Radiated Test)

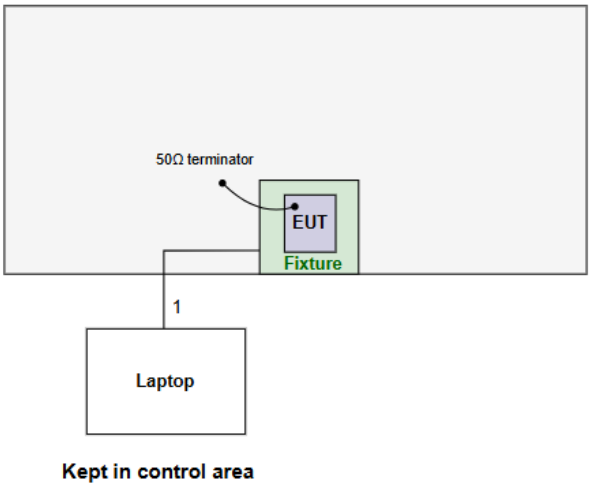

Test Setup Diagram (Conducted Test)

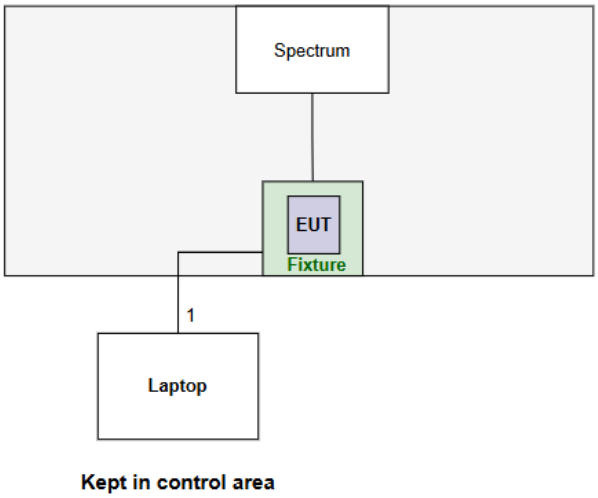

No.	Signal cable / Length (m)
1	Type-C USB, 1.3m shielded.

1.4 Test Equipment and Calibration Data

Test Item	Radiated Emissions				
Test Site	Fully –anechoic chamber 1 / (05CH01-WS)				
Test Date	Feb. 06 ~ Feb. 10, 2026				
Instrument	**Brand**	**Model No.**	**Serial No.**	**Calibration Date**	**Calibration Until**
Spectrum Analyzer	Agilent	N9010A	MY54200247	Nov. 25, 2025	Nov. 24, 2026
Bilog Antenna	SCHWARZBECK	VULB9168	VULB9168-524	Jan. 15, 2026	Jan. 14, 2027
Horn Antenna 1G-18G	SCHWARZBECK	BBHA 9120 D	BBHA 9120 D 1094	Nov. 28, 2025	Nov. 27, 2026
Horn Antenna 18G-40G	SCHWARZBECK	BBHA 9170	BBHA 9170508	Jan. 23, 2026	Jan. 22, 2027
Preamplifier	EMC	EMC02325	980146	Oct. 23, 2025	Oct. 22, 2026
Preamplifier	EMC	EMC118A45SE	981193	Feb. 21, 2025	Feb. 20, 2026
Preamplifier	EMC	EMC184045SE	980903	Aug. 08, 2025	Aug. 07, 2026
RF Cable-1M	EMC	EMC104-35M-35M-1000	S/N:210904	Oct. 07, 2025	Oct. 06, 2026
RF Cable	HUBER+SUHNER	SUCOFLEX104	MY16609/4	Oct. 07, 2025	Oct. 06, 2026
RF Cable	HUBER+SUHNER	SUCOFLEX104	MY15686/4	Oct. 07, 2025	Oct. 06, 2026
LF cable 3M	Woken	CFD400NL-LW	CFD400NL-005	Oct. 07, 2025	Oct. 06, 2026
LF cable 10M	Woken	CFD400NL-LW	CFD400NL-006	Oct. 07, 2025	Oct. 06, 2026
Measurement Software	AUDIX	e3	6.120210g	NA	NA
Note: Calibration Interval of instruments listed above is one year.					

Test Item	RF Conducted				
Test Site	(TH01-WS)				
Test Date	Feb. 05 ~ Mar. 11, 2026				
Instrument	**Brand**	**Model No.**	**Serial No.**	**Calibration Date**	**Calibration Until**
Spectrum Analyzer	R&S	FSV40	101910	Apr. 18, 2025	Apr. 17, 2026
TEMP&HUMIDITY CHAMBER	GIANT FORCE	GCT-225-40-SP-SD	MAF1212-002	Jun. 26, 2025	Jun. 25, 2026
Power Sensor	Agilent	U2021XA	MY54070003	Mar. 19, 2025	Mar. 18, 2026
RF Cable-1M	EMC	EMC104-35M-35M-1000	S/N:210928	Oct. 11, 2025	Oct. 10, 2026
Measurement Software	Sporton	SENSE-301893_NII	5.11.8.0	NA	NA
Measurement Software	Agilent	EN RF test	1.1501125	NA	NA
Note: Calibration Interval of instruments listed above is one year.					

Test Item	Receiver Blocking / Adjacent Channel Selectivity				
Test Site	DF01-WS				
Test Date	Jul. 31, 2026				
Instrument	Brand	Model No.	Serial No.	Calibration Date	Calibration Until
Wireless connectivity tester	R&S	CMW270	100856	Jan. 06, 2026	Jan. 05, 2027
Vector Signal Generator	R&S	SMW200A	109619	Aug. 04, 2025	Aug. 03, 2026
RF cable-0.5M	HUBER+SUHNER	SUCOFLEX_104	500202/4	Oct. 09, 2025	Oct. 08, 2026
RF cable-0.5M	HUBER+SUHNER	SUCOFLEX_104	296088/4	Oct. 09, 2025	Oct. 08, 2026
RF Cable	EMC	EMC105SFF-SM-SM-2000	210816	Oct. 09, 2025	Oct. 08, 2026
Combiner(1X2)	WOKEN	2WAYDIV	12101200003	Oct. 09, 2025	Oct. 08, 2026
Note: Calibration Interval of instruments listed above is one year.					

1.5 Testing Applied Standards

According to the specifications of the manufacturer, the EUT must comply with the requirements of the following standards:

EN 300 440 V2.1.1 (2017-03)

1.6 Deviation from Test Standard and Measurement Procedure

None

1.7 Measurement Uncertainty

The measurement uncertainties given below are based on a 95% confidence level (based on a coverage factor (k=2)).

Measurement Uncertainty		
Parameters	**Uncertainty**	**Limit**
Radio Frequency	±0.059 x 10^{-7}	±1 × 10^{-7}
RF power, conducted	±0.685 dB	±2,5 dB
Radiated emission of transmitter, valid up to 40 GHz	±3.40 dB	±8 dB
Radiated emission of receiver, valid up to 40 GHz	±3.40 dB	±8 dB
Temperature	±0.4 °C	±1 °C
Humidity	±3.3 %	±5 %
Voltage (DC)	±0.15 %	±1 %
Voltage (AC, < 10kHz)	±0.15 %	±2 %

2 Test Configuration

2.1 Testing Facility

Test Laboratory	International Certification Corporation
Test Site	TH01-WS, 05CH01-WS, DF01-WS
Address of Test Site	No.3-1, Lane 6, Wen San 3rd St., Kwei Shan Dist., Tao Yuan City 33381, Taiwan (R.O.C.)

2.2 The Worst Test Modes and Channel Details

Full RU configuration						
Test item	**Modulation Mode**	**Test Frequency (MHz)**	**Data Rate**	**Mode**	**Test method**	**Note**
Equivalent Isotropic Radiated Power Permitted Range of Operating Frequencies	11a ax HE20-OFDMA	5745 / 5785 / 5825 5745 / 5785 / 5825	6 Mbps MCS 0	TX	Conducted	-
Transmitter Unwanted Emissions	11a ax HE20-OFDMA	5745 / 5785 / 5825 5745 / 5785 / 5825	6 Mbps MCS 0	TX	Conducted	-
					Radiated	Note 2
Receiver Spurious Emissions	11a ax HE20-OFDMA	5745 / 5785 / 5825 5745 / 5785 / 5825	6 Mbps MCS 0	RX	Conducted	-
					Radiated	Note 2
Receiver Blocking	11a	5745 / 5825	6 Mbps	RX	Conducted	-
Adjacent Channel Selectivity	11a	5745 / 5825	6 Mbps	RX	Conducted	-

NOTE:
1. The EUT was pretested with 3 orientations placed on the table for the radiated emission measurement – X, Y, and Z-plane. The **Z-plane** result was found as the worst case and was shown in this report.
2. The 50Ω terminator is connected to antenna port of EUT for radiated emission measurement.
3. Two skus had been covered during the pretest and found that **Part No. 453-00401** was the worst case and was selected for the final test. (sku 1: Part No. 453-00400, sku 2: Part No. 453-00401)

Partial RU configuration						
Test item	**Modulation Mode**	**Test Frequency (MHz)**	**Data Rate**	**Mode**	**Test method**	**Note**
Equivalent Isotropic Radiated Power	HE20_OFDMA RU26 HE20_OFDMA RU52 HE20_OFDMA RU106	5745 / 5785 / 5825	MCS 0	TX	Conducted	-
Transmitter Emissions ≤ 1GHz Transmitter Emissions >1GHz	HE20_OFDMA RU106	5745 / 5785 / 5825	MCS 0	TX	Conducted	-
					Radiated	Note 2

NOTE:
1. The EUT was pretested with 3 orientations placed on the table for the radiated emission measurement – X, Y, and Z-plane. The **Z-plane** result was found as the worst case and was shown in this report.
2. The 50Ω terminator is connected to antenna port of EUT for radiated emission measurement.
3. Two skus had been covered during the pretest and found that **Part No. 453-00401** was the worst case and was selected for the final test. (sku 1: Part No. 453-00400, sku 2: Part No. 453-00401)

3 Transmitter Test Results

3.1 Equivalent Isotropically Radiated Power (e.i.r.p.)

3.1.1 Limit of Equivalent Isotropically Radiated Power

Frequency Bands	Power	Applications
5 725 MHz to 5 875 MHz	25 mW (14dBm) e.i.r.p.	Non-specific short range devices

3.1.2 Test Procedures

Reference to clause 4.2.2.3 of EN 300 440 V2.1.1 (2017-03).

3.1.3 Test Setup

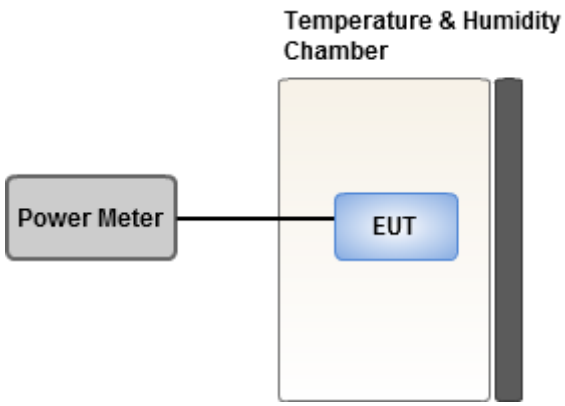

3.1.4 Test Results

Ambient Condition	25°C / 65%	**Tested By**	Ryan Lee

Refer to Appendix A.

3.2 Permitted Range of Operating Frequencies

3.2.1 Limit of Permitted Range of Operating Frequencies

The width of the power spectrum envelope is f_H -f_L for a given operating frequency. In equipment that allows adjustment or selection of different operating frequencies, the power envelope takes up different positions in the allowed band. The frequency range is determined by the lowest value of f_L and the highest value of f_H resulting from the adjustment of the equipment to the lowest and highest operating frequencies.

The occupied bandwidth (i.e. the bandwidth in which 99 % of the wanted emission is contained) of the transmitter shall fall within the assigned frequency band.

For all equipment the frequency range shall lie within the frequency band given by clause 4.2.2.4, table 2. For non-harmonized frequency bands the available frequency range may differ between national administrations.

3.2.2 Test Procedures

Reference to clause 4.2.3.3 of EN 300 440 V2.1.1 (2017-03).

3.2.3 Test Setup

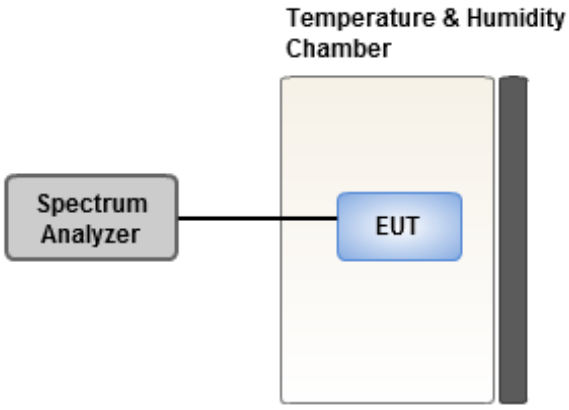

3.2.4 Test Results

Ambient Condition	25°C / 65%	**Tested By**	Ryan Lee

Refer to Appendix B.

3.3 Transmitter Unwanted Emissions in the Spurious Domain

3.3.1 Limit of Transmitter Unwanted Emissions in the Spurious Domain

Frequency Ranges / State	47 MHz to 74 MHz 87,5 MHz to 108 MHz 174 MHz to 230 MHz 470 MHz to 862 MHz	Other frequencies ≤1000 MHz	Frequencies > 1000 MHz
Operating	4 nW (-54 dBm)	250 nW (-36 dBm)	1 μW (-30 dBm)
Standby	2 nW (-57 dBm)	2 nW (-57 dBm)	20 nW (-47 dBm)

3.3.2 Test Procedures

Reference to clause 4.2.4.3 of EN 300 440 V2.1.1 (2017-03).

3.3.3 Test Setup

Below 1GHz

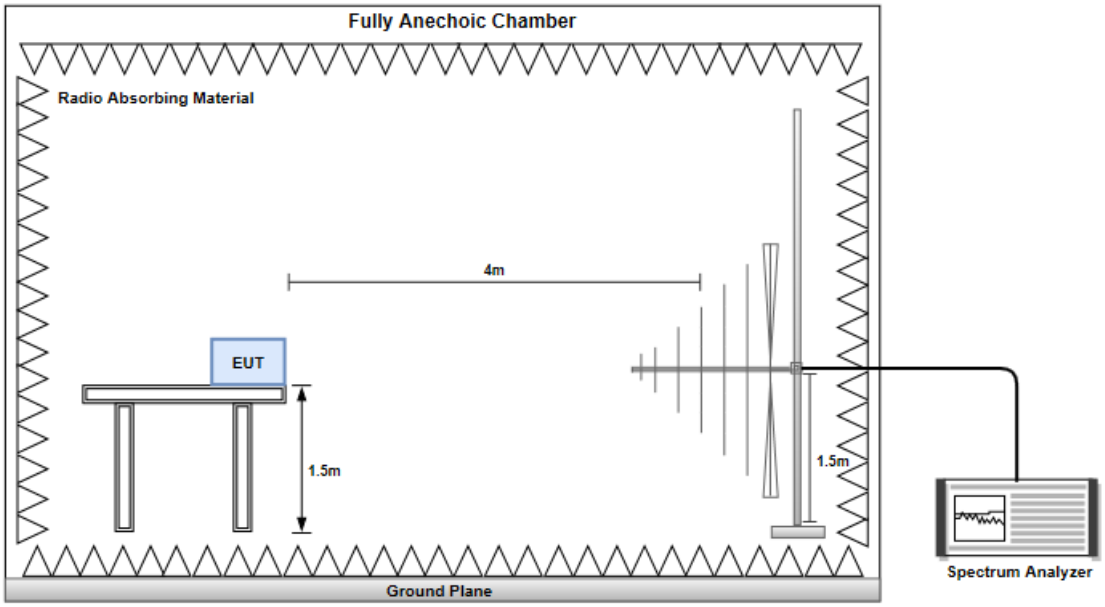

Above 1 GHz

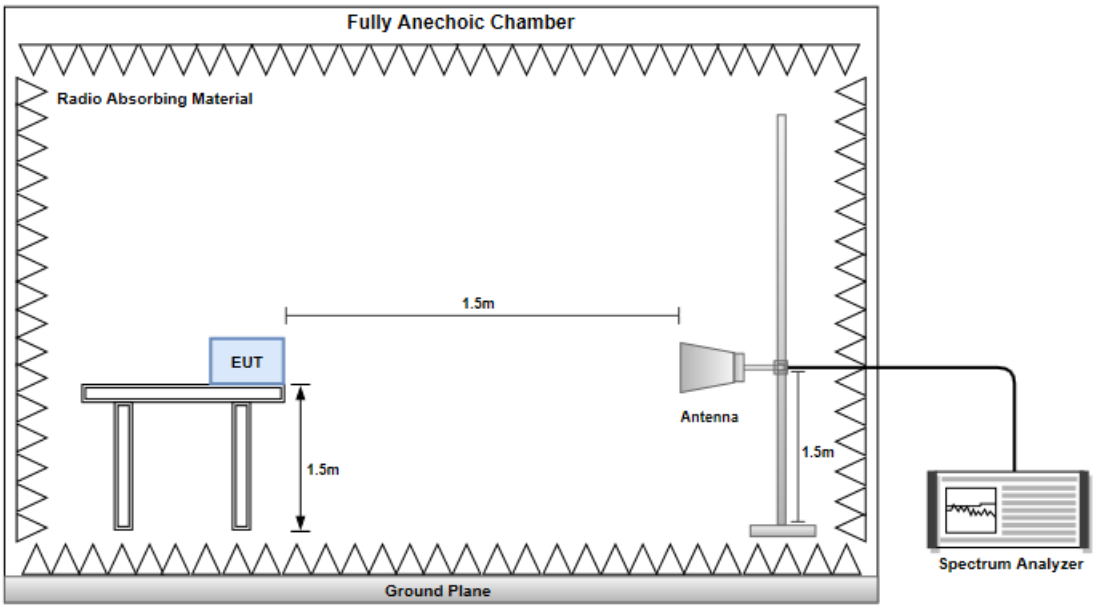

3.3.4 Test Results

Refer to Appendix C.

4 Receiver Test Results

4.1 Receiver Spurious Emissions

4.1.1 Limit of Receiver Spurious Emissions

Frequency Range	Limit
25 MHz to 1 GHz	2 nW (-57 dBm)
Above 1 GHz	20 nW (-47 dBm)

4.1.2 Test Procedures

Reference to clause 4.3.5.3 of EN 300 440 V2.1.1 (2017-03).

4.1.3 Test Setup

Below 1GHz

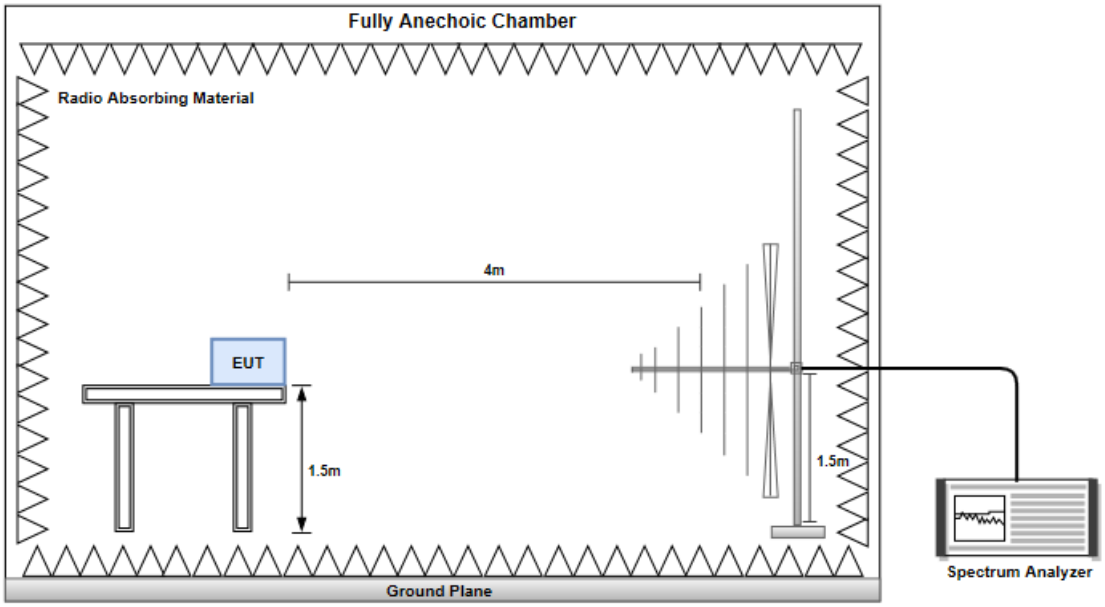

Above 1 GHz

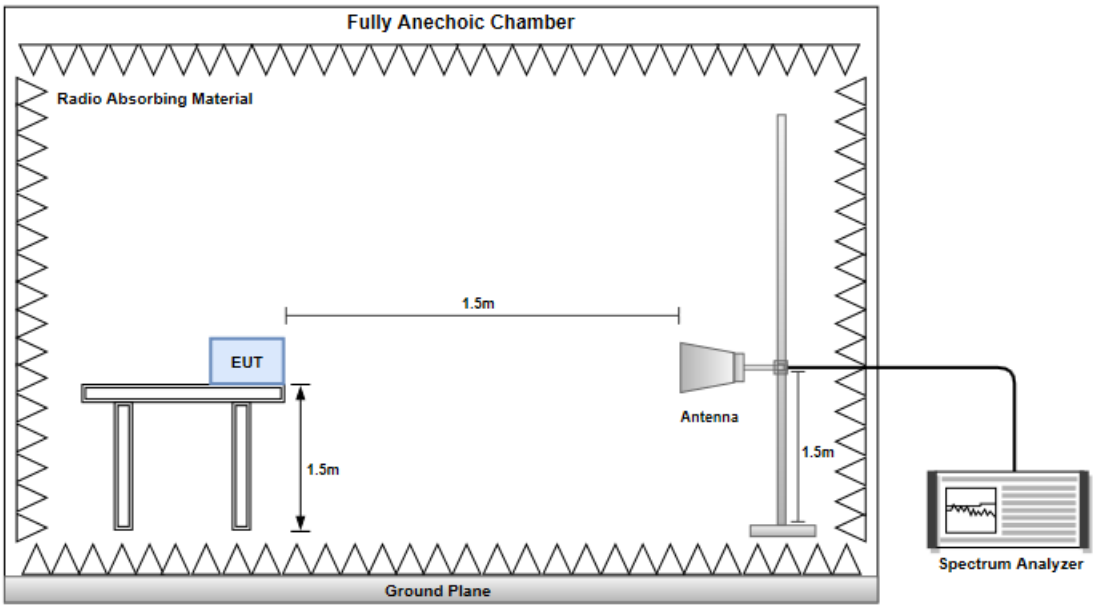

4.1.4 Test Results

Refer to Appendix D.

4.2 Receiver Blocking

4.2.1 Limit of Receiver Blocking

Receiver category	Limit
1	-30 dBm + k
2	-45 dBm + k
3	No limit

The correction factor, k, is as follows:

$$k = -20\log f - 10\log BW$$

Where:
- f is the frequency in GHz;
- BW is the channel bandwidth in MHz.

The factor k is limited within the following:
- $0 < k < 40$ dB.

4.2.2 Test Procedures

Reference to clause 4.3.4.3 of ETSI EN 300 440 V2.1.1 (2017-03).

4.2.3 Test Setup

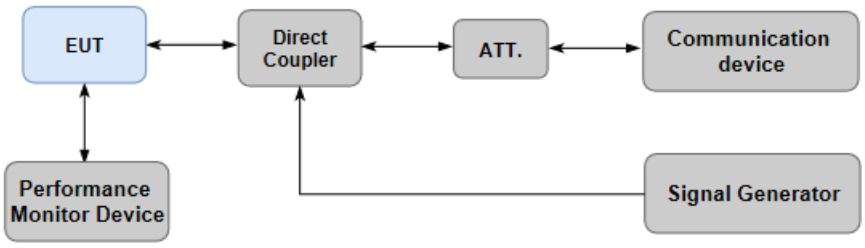

4.2.4 Test Results

Ambient Condition	22.5°C / 64%	**Tested By**	Jack Li

Refer to Appendix E.

4.3 Adjacent Channel Selectivity

4.3.1 Limit of Adjacent Channel Selectivity

Receiver category	Limit
1	-30 dBm + k
2	No limit
3	No limit

The correction factor, k, is as follows:

$$k = -20\log f - 10\log BW$$

Where:
- f is the frequency in GHz;
- BW is the channel bandwidth in MHz.

The factor k is limited within the following:
- $0 < k < 40$ dB.

4.3.2 Test Procedures

Reference to clause 4.3.3.3 of ETSI EN 300 440 V2.1.1 (2017-03).

4.3.3 Test Setup

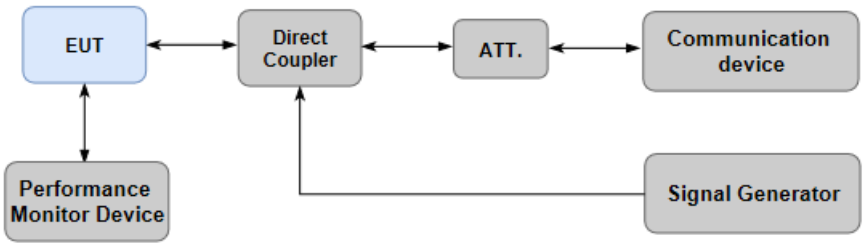

4.3.4 Test Result of Adjacent Channel Selectivity

Ambient Condition	22.5°C / 64%	**Tested By**	Jack Li

Refer to Appendix F.

5 Photographs of the Test Configuration

Spurious Emission Test (Radiated Test)





Spurious Emission Test (Conducted Test)



Receiver Blocking Test



6 Test laboratory information

Established in 2012, ICC provides foremost EMC & RF Testing and advisory consultation services by our skilled engineers and technicians. Our services employ a wide variety of advanced edge test equipment and one of the widest certification extents in the business.

International Certification Corporation (EMC and Wireless Communication Laboratory), it is our definitive objective is to institute long term, trust-based associations with our clients. The expectation we set up with our clients is based on outstanding service, practical expertise and devotion to a certified value structure. Our passion is to grant our clients with best EMC / RF services by oriented knowledgeable and accommodating staff.

Our Test sites are located at Linkou District and Kwei Shan District. Location map can be found on our website https://www.icertifi.com.tw.

Linkou

Tel: 886-2-2601-1640

No.30-2, Ding Fwu Tsuen, Lin Kou District, New Taipei City, Taiwan (R.O.C.)

Kwei Shan

Tel: 886-3-271-8666

No.3-1, Lane 6, Wen San 3rd St., Kwei Shan Dist., Tao Yuan City 33381, Taiwan (R.O.C.)

No.2-1, Lane 6, Wen San 3rd St., Kwei Shan Dist., Tao Yuan City 33381, Taiwan (R.O.C.)

Kwei Shan Site II

Tel: 886-3-271-8640

No.14-1, Lane 19, Wen San 3rd St., Kwei Shan Dist., Tao Yuan City 33381, Taiwan (R.O.C.)

If you have any suggestion, please feel free to contact us as below information.

Tel: 886-3-271-8666
Fax: 886-3-318-0345
Email: ICC_Service@icertifi.com.tw

══END══

full RU configuration

Maximum Transmit Power (dBm)				
Modulation Mode	11a			
Condition	**Freq. (MHz)**	**EIRP Power (dBm)**	**Limit (dBm)**	**Results**
TnomVnom	5745	13.61	14	Pass
TminVmax	5745	13.94	14	Pass
TminVmin	5745	13.96	14	Pass
TmaxVmax	5745	13.51	14	Pass
TmaxVmin	5745	13.48	14	Pass
TnomVnom	5785	13.59	14	Pass
TminVmax	5785	13.76	14	Pass
TminVmin	5785	13.79	14	Pass
TmaxVmax	5785	13.41	14	Pass
TmaxVmin	5785	13.39	14	Pass
TnomVnom	5825	13.63	14	Pass
TminVmax	5825	13.80	14	Pass
TminVmin	5825	13.83	14	Pass
TmaxVmax	5825	13.45	14	Pass
TmaxVmin	5825	13.43	14	Pass

Maximum Transmit Power (dBm)				
Modulation Mode	ax HE20-OFDMA			
Condition	**Freq. (MHz)**	**EIRP Power (dBm)**	**Limit (dBm)**	**Results**
TnomVnom	5745	13.48	14	Pass
TminVmax	5745	13.76	14	Pass
TminVmin	5745	13.78	14	Pass
TmaxVmax	5745	13.32	14	Pass
TmaxVmin	5745	13.30	14	Pass
TnomVnom	5785	13.51	14	Pass
TminVmax	5785	13.63	14	Pass
TminVmin	5785	13.65	14	Pass
TmaxVmax	5785	13.37	14	Pass
TmaxVmin	5785	13.35	14	Pass
TnomVnom	5825	13.63	14	Pass
TminVmax	5825	13.75	14	Pass
TminVmin	5825	13.77	14	Pass
TmaxVmax	5825	13.49	14	Pass
TmaxVmin	5825	13.47	14	Pass

partial RU configuration

Maximum Transmit Power (dBm)				
Modulation Mode	HE20_OFDMA RU26			
Condition	**Freq. (MHz)**	**EIRP Power (dBm)**	**Limit (dBm)**	**Results**
TnomVnom	5745	13.03	14	Pass
TminVmax	5745	13.18	14	Pass
TminVmin	5745	13.16	14	Pass
TmaxVmax	5745	12.74	14	Pass
TmaxVmin	5745	12.71	14	Pass
TnomVnom	5785	12.89	14	Pass
TminVmax	5785	12.95	14	Pass
TminVmin	5785	12.92	14	Pass
TmaxVmax	5785	12.73	14	Pass
TmaxVmin	5785	12.70	14	Pass
TnomVnom	5825	12.75	14	Pass
TminVmax	5825	12.81	14	Pass
TminVmin	5825	12.80	14	Pass
TmaxVmax	5825	12.59	14	Pass
TmaxVmin	5825	12.57	14	Pass

Maximum Transmit Power (dBm)				
Modulation Mode	HE20_OFDMA RU52			
Condition	**Freq. (MHz)**	**EIRP Power (dBm)**	**Limit (dBm)**	**Results**
TnomVnom	5745	13.96	14	Pass
TminVmax	5745	13.82	14	Pass
TminVmin	5745	13.80	14	Pass
TmaxVmax	5745	13.46	14	Pass
TmaxVmin	5745	13.43	14	Pass
TnomVnom	5785	13.86	14	Pass
TminVmax	5785	13.95	14	Pass
TminVmin	5785	13.92	14	Pass
TmaxVmax	5785	13.75	14	Pass
TmaxVmin	5785	13.72	14	Pass
TnomVnom	5825	13.86	14	Pass
TminVmax	5825	13.95	14	Pass
TminVmin	5825	13.94	14	Pass
TmaxVmax	5825	13.75	14	Pass
TmaxVmin	5825	13.73	14	Pass

Maximum Transmit Power (dBm)				
Modulation Mode	HE20_OFDMA RU106			
Condition	**Freq. (MHz)**	**EIRP Power (dBm)**	**Limit (dBm)**	**Results**
TnomVnom	5745	13.55	14	Pass
TminVmax	5745	13.59	14	Pass
TminVmin	5745	13.57	14	Pass
TmaxVmax	5745	13.48	14	Pass
TmaxVmin	5745	13.45	14	Pass
TnomVnom	5785	13.63	14	Pass
TminVmax	5785	13.54	14	Pass
TminVmin	5785	13.51	14	Pass
TmaxVmax	5785	13.64	14	Pass
TmaxVmin	5785	13.61	14	Pass
TnomVnom	5825	13.94	14	Pass
TminVmax	5825	13.85	14	Pass
TminVmin	5825	13.84	14	Pass
TmaxVmax	5825	13.95	14	Pass
TmaxVmin	5825	13.93	14	Pass

full RU configuration

Frequency Range (MHz)				
Modulation Mode	11a			
Condition	**Freq. (MHz)**	**F_L and F_H (MHz)**	**Limit (MHz)**	**Results**
TnomVnom	5745	5735.91	5725	Pass
TminVmax	5745	5735.90	5725	Pass
TminVmin	5745	5735.90	5725	Pass
TmaxVmax	5745	5735.91	5725	Pass
TmaxVmin	5745	5735.91	5725	Pass
TnomVnom	5825	5833.76	5875	Pass
TminVmax	5825	5833.77	5875	Pass
TminVmin	5825	5833.77	5875	Pass
TmaxVmax	5825	5833.76	5875	Pass
TmaxVmin	5825	5833.76	5875	Pass

Frequency Range (MHz)				
Modulation Mode	ax HE20-OFDMA			
Condition	**Freq. (MHz)**	**F_L and F_H (MHz)**	**Limit (MHz)**	**Results**
TnomVnom	5745	5734.70	5725	Pass
TminVmax	5745	5734.70	5725	Pass
TminVmin	5745	5734.70	5725	Pass
TmaxVmax	5745	5734.70	5725	Pass
TmaxVmin	5745	5734.70	5725	Pass
TnomVnom	5825	5836.84	5875	Pass
TminVmax	5825	5836.84	5875	Pass
TminVmin	5825	5836.84	5875	Pass
TmaxVmax	5825	5836.83	5875	Pass
TmaxVmin	5825	5836.83	5875	Pass

Summary

Mode	OBW (Hz)	ITU-Code
5.725-5.875GHz	-	-
802.11a_Nss1,(6Mbps)_1TX	18.893M	18M9D1D
802.11ax HEW20 OFDMA_Nss1,(MCS0)_1TX	22.332M	22M3D1D

OBW = 99% occupied bandwidth

Result

Mode	Result	Limit (Hz)	fl-OBW (Hz)	fh-OBW (Hz)	OBW (Hz)
802.11a_Nss1,(6Mbps)_1TX	-	-	-	-	-
5745MHz_TnomVnom	Pass	5.725-5.85G	5.735906G	5.754799G	18.893M
5785MHz_TnomVnom	Pass	5.725-5.85G	5.776454G	5.793949G	17.495M
5825MHz_TnomVnom	Pass	5.725-5.85G	5.816555G	5.833761G	17.207M
802.11ax HEW20 OFDMA_Nss1,(MCS0)_1TX	-	-	-	-	-
5745MHz_TnomVnom	Pass	5.725-5.85G	5.734698G	5.756804G	22.107M
5785MHz_TnomVnom	Pass	5.725-5.85G	5.774643G	5.796921G	22.279M
5825MHz_TnomVnom	Pass	5.725-5.85G	5.814507G	5.836839G	22.332M

fl-OBW = fl lower edge 99% occupied bandwidth; fh-OBW = fh higher edge 99% occupied bandwidth; OBW = 99% occupied bandwidth;
N dB = 6dB down bandwidth

5.725-5.875GHz_802.11a_Nss1,(6Mbps)_1TX **Operating Freq**

5745MHz_TnomVnom

05/02/2026

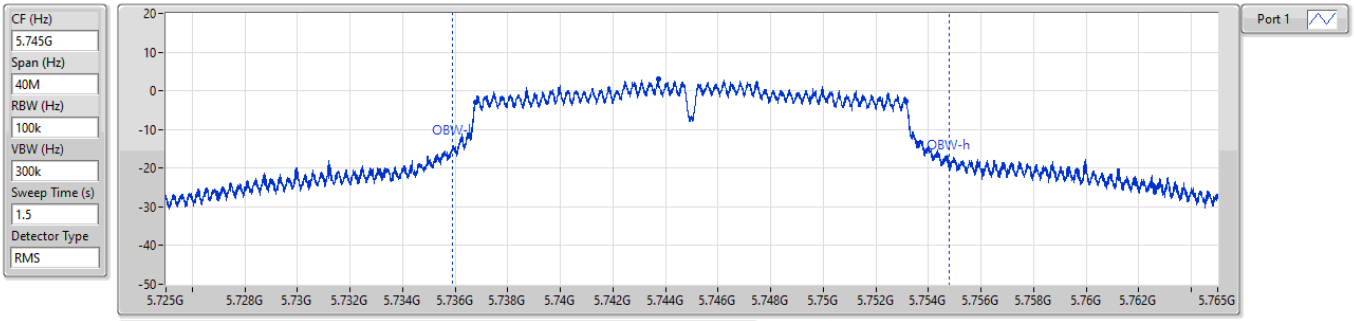

6dB(Hz)	Fl-6dB(Hz)	Fh-6dB(Hz)	OBW(Hz)	Fl-OBW(Hz)	Fh-OBW(Hz)	Limit(Hz)	Port
16.39M	5.73676G	5.75315G	18.893M	5.735906G	5.754799G	5.725-5.85G	1

5.725-5.875GHz_802.11a_Nss1,(6Mbps)_1TX **Operating Freq**

5785MHz_TnomVnom

05/02/2026

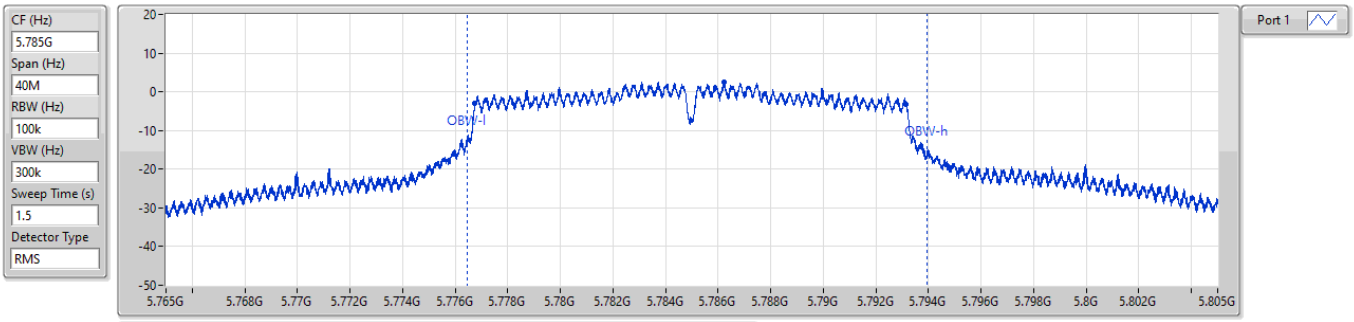

6dB(Hz)	Fl-6dB(Hz)	Fh-6dB(Hz)	OBW(Hz)	Fl-OBW(Hz)	Fh-OBW(Hz)	Limit(Hz)	Port
16.42M	5.776735G	5.793155G	17.495M	5.776454G	5.793949G	5.725-5.85G	1

5.725-5.875GHz_802.11a_Nss1,(6Mbps)_1TX **Operating Freq**

5825MHz_TnomVnom

05/02/2026

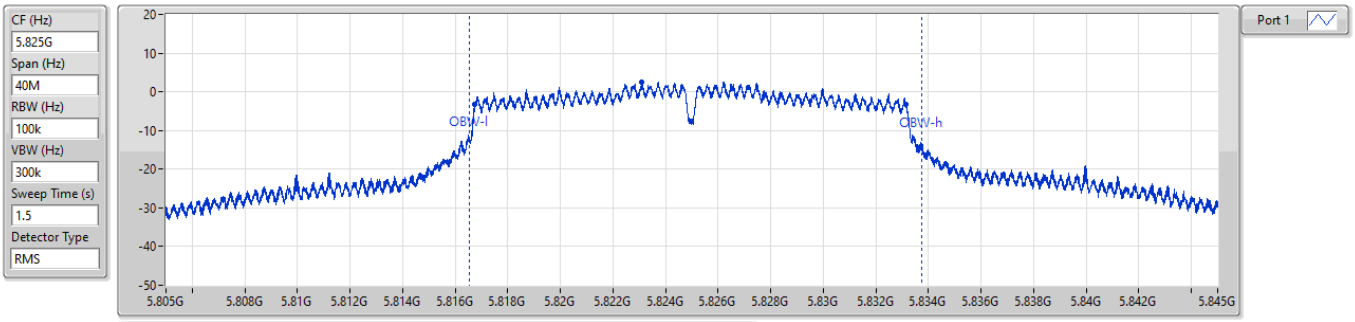

6dB(Hz)	Fl-6dB(Hz)	Fh-6dB(Hz)	OBW(Hz)	Fl-OBW(Hz)	Fh-OBW(Hz)	Limit(Hz)	Port
16.425M	5.81673G	5.833155G	17.207M	5.816555G	5.833761G	5.725-5.85G	1

5.725-5.875GHz_802.11ax HEW20 OFDMA_Nss1,(MCS0)_1TX **Operating Freq**

5745MHz_TnomVnom

05/02/2026

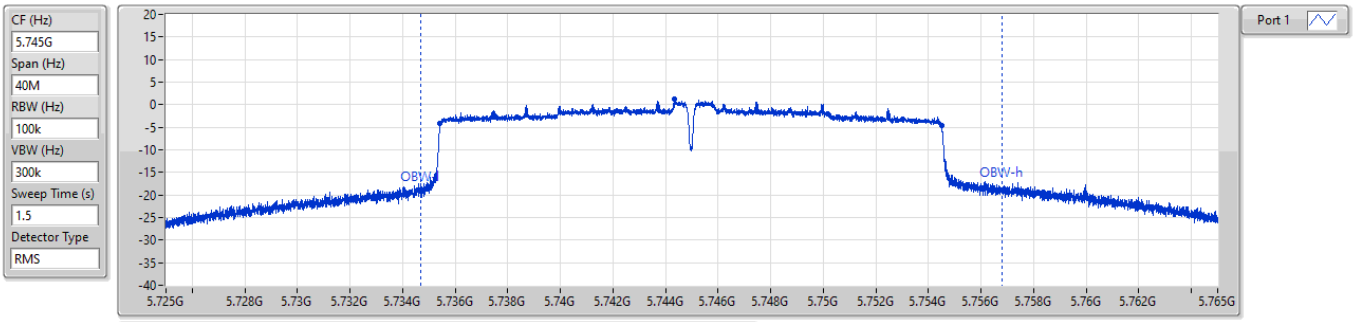

6dB(Hz)	Fl-6dB(Hz)	Fh-6dB(Hz)	OBW(Hz)	Fl-OBW(Hz)	Fh-OBW(Hz)	Limit(Hz)	Port
19.06M	5.73543G	5.75449G	22.107M	5.734698G	5.756804G	5.725-5.85G	1

5.725-5.875GHz_802.11ax HEW20 OFDMA_Nss1,(MCS0)_1TX **Operating Freq**

5785MHz_TnomVnom

05/02/2026

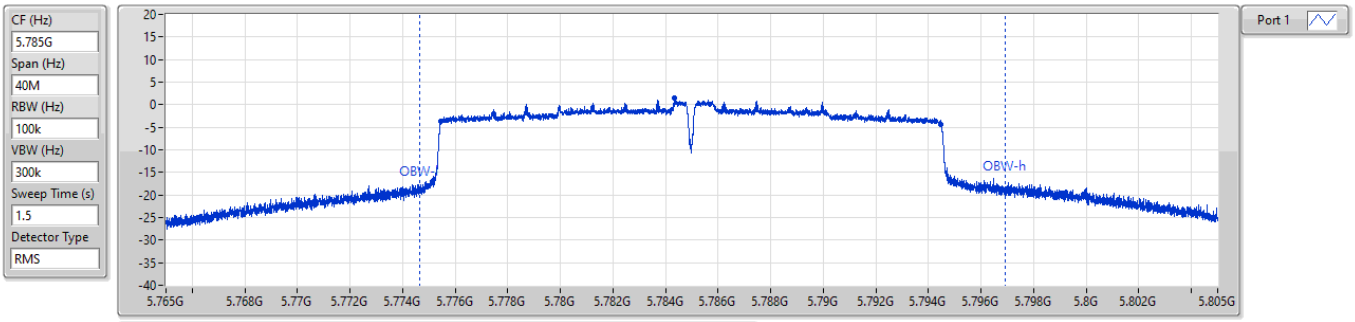

6dB(Hz)	Fl-6dB(Hz)	Fh-6dB(Hz)	OBW(Hz)	Fl-OBW(Hz)	Fh-OBW(Hz)	Limit(Hz)	Port
19.05M	5.775435G	5.794485G	22.279M	5.774643G	5.796921G	5.725-5.85G	1

5.725-5.875GHz_802.11ax HEW20 OFDMA_Nss1,(MCS0)_1TX **Operating Freq**

5825MHz_TnomVnom

05/02/2026

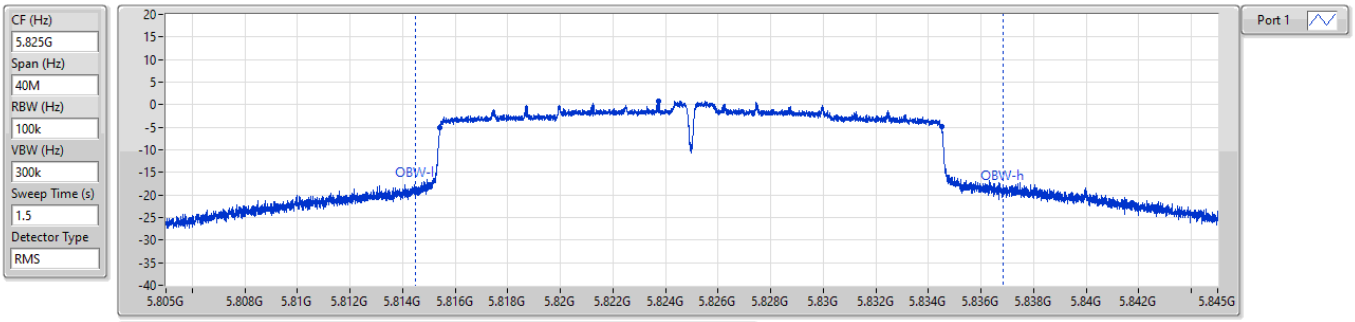

6dB(Hz)	Fl-6dB(Hz)	Fh-6dB(Hz)	OBW(Hz)	Fl-OBW(Hz)	Fh-OBW(Hz)	Limit(Hz)	Port
19.095M	5.81541G	5.834505G	22.332M	5.814507G	5.836839G	5.725-5.85G	1

full RU configuration

Emissions (Below 1GHz)

Modulation	11a	**Test Freq. (MHz)**	5745
Polarization	Horizontal		

Test By :Ryan Lee Temperature:23 Humidity(%):64

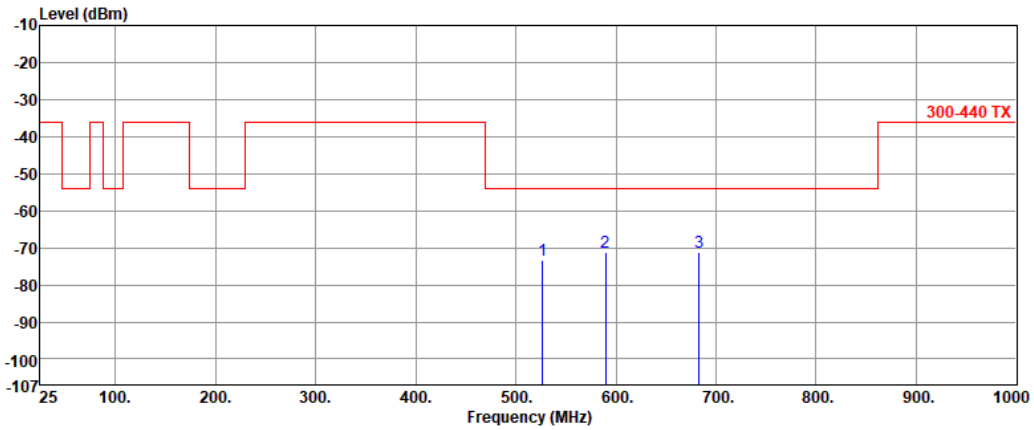

	Freq.	Measured value	Limit	Margin	Factor	Reading
	MHz	dBm	dBm	dB	dB	dBm
1	526.80	-73.45	-54.00	-19.45	3.19	-76.64
2	589.84	-71.25	-54.00	-17.25	4.86	-76.11
3	682.84	-71.15	-54.00	-17.15	6.18	-77.33

Note 1: Measured Value (dBm) = Reading (dBm) + Factor (dB)
Note 2: Margin (dB) = Measured Value (dBm) – Limit (dBm)

Modulation	11a	**Test Freq. (MHz)**	5745
Polarization	Vertical		

Test By :Ryan Lee Temperature:23 Humidity(%):64

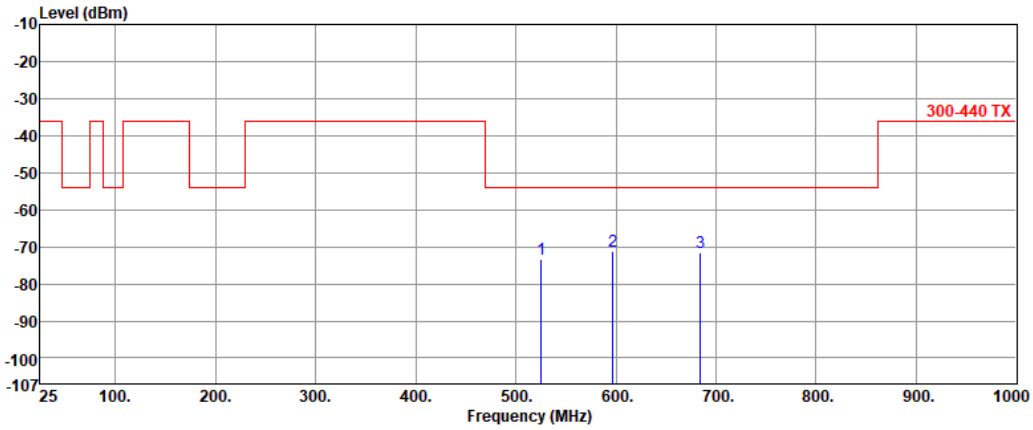

	Freq.	Measured value	Limit	Margin	Factor	Reading
	MHz	dBm	dBm	dB	dB	dBm
1	525.14	-73.21	-54.00	-19.21	3.31	-76.52
2	596.84	-71.14	-54.00	-17.14	4.96	-76.10
3	684.45	-71.41	-54.00	-17.41	6.34	-77.75

Note 1: Measured Value (dBm) = Reading (dBm) + Factor (dB)
Note 2: Margin (dB) = Measured Value (dBm) – Limit (dBm)

Modulation	11a	**Test Freq. (MHz)**	5785
Polarization	Horizontal		

Test By :Ryan Lee Temperature:23 Humidity(%):64

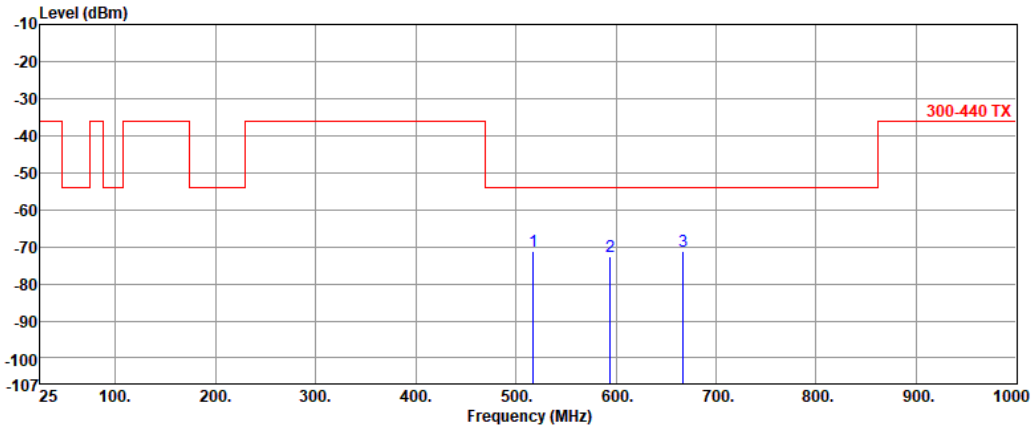

	Freq.	Measured value	Limit	Margin	Factor	Reading
	MHz	dBm	dBm	dB	dB	dBm
1	517.54	-71.26	-54.00	-17.26	3.21	-74.47
2	594.48	-72.47	-54.00	-18.47	4.89	-77.36
3	667.40	-71.36	-54.00	-17.36	5.66	-77.02

Note 1: Measured Value (dBm) = Reading (dBm) + Factor (dB)
Note 2: Margin (dB) = Measured Value (dBm) – Limit (dBm)

Modulation	11a	**Test Freq. (MHz)**	5785
Polarization	Vertical		

Test By :Ryan Lee Temperature:23 Humidity(%):64

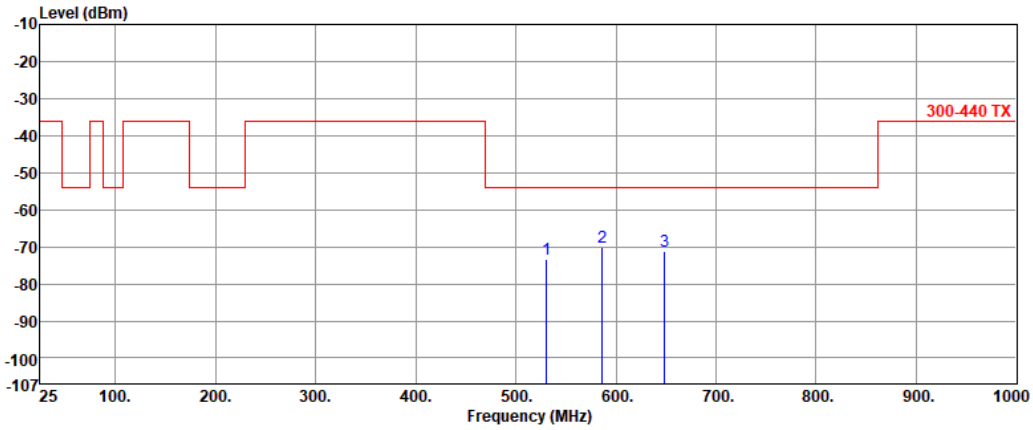

	Freq.	Measured value	Limit	Margin	Factor	Reading
	MHz	dBm	dBm	dB	dB	dBm
1	530.45	-73.41	-54.00	-19.41	3.49	-76.90
2	586.45	-70.23	-54.00	-16.23	4.76	-74.99
3	648.71	-71.12	-54.00	-17.12	5.28	-76.40

Note 1: Measured Value (dBm) = Reading (dBm) + Factor (dB)
Note 2: Margin (dB) = Measured Value (dBm) – Limit (dBm)

Modulation	11a	**Test Freq. (MHz)**	5825
Polarization	Horizontal		

Test By :Ryan Lee Temperature:23 Humidity(%):64

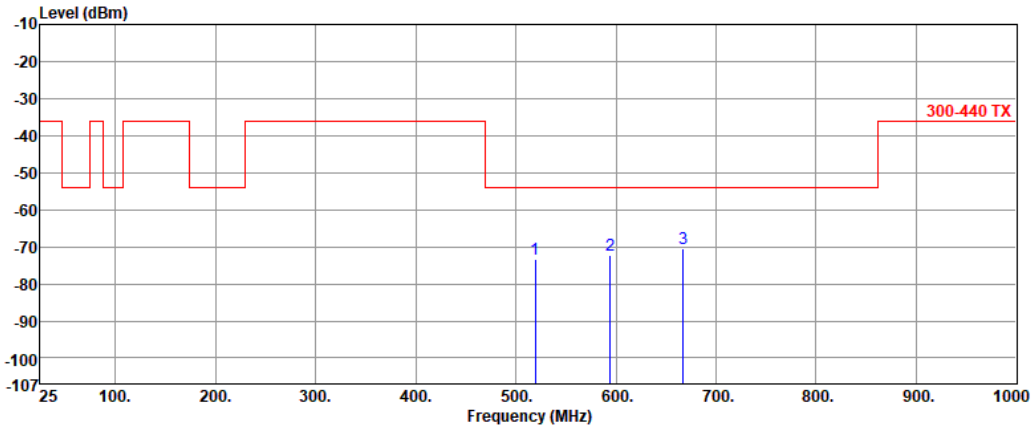

	Freq.	Measured value	Limit	Margin	Factor	Reading
	MHz	dBm	dBm	dB	dB	dBm
1	519.25	-73.45	-54.00	-19.45	3.36	-76.81
2	594.41	-72.45	-54.00	-18.45	4.89	-77.34
3	667.54	-70.34	-54.00	-16.34	5.66	-76.00

Note 1: Measured Value (dBm) = Reading (dBm) + Factor (dB)
Note 2: Margin (dB) = Measured Value (dBm) – Limit (dBm)

Modulation	11a	**Test Freq. (MHz)**	5825
Polarization	Vertical		

Test By :Ryan Lee Temperature:23 Humidity(%):64

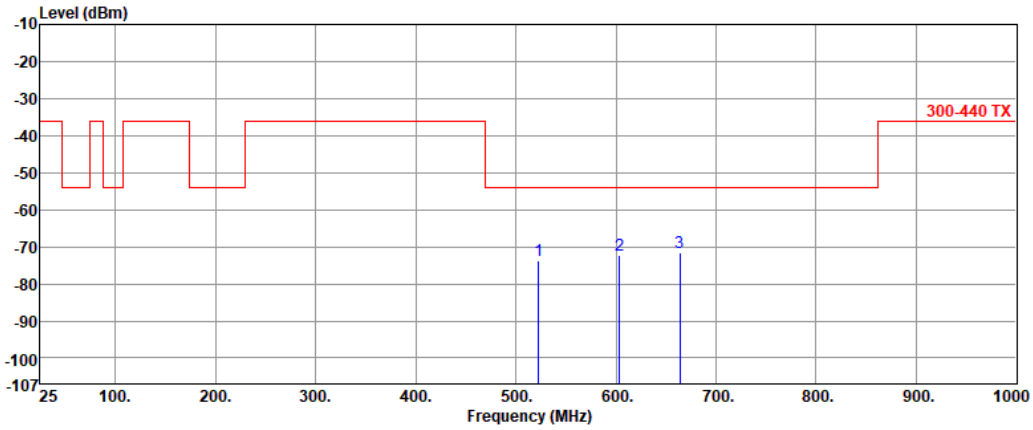

	Freq.	Measured value	Limit	Margin	Factor	Reading
	MHz	dBm	dBm	dB	dB	dBm
1	522.87	-73.65	-54.00	-19.65	3.40	-77.05
2	603.54	-72.45	-54.00	-18.45	5.24	-77.69
3	663.78	-71.65	-54.00	-17.65	5.42	-77.07

Note 1: Measured Value (dBm) = Reading (dBm) + Factor (dB)
Note 2: Margin (dB) = Measured Value (dBm) – Limit (dBm)

Modulation	ax HE20-OFDMA	**Test Freq. (MHz)**	5745
Polarization	Horizontal		

Test By :Ryan Lee Temperature:23 Humidity(%):64

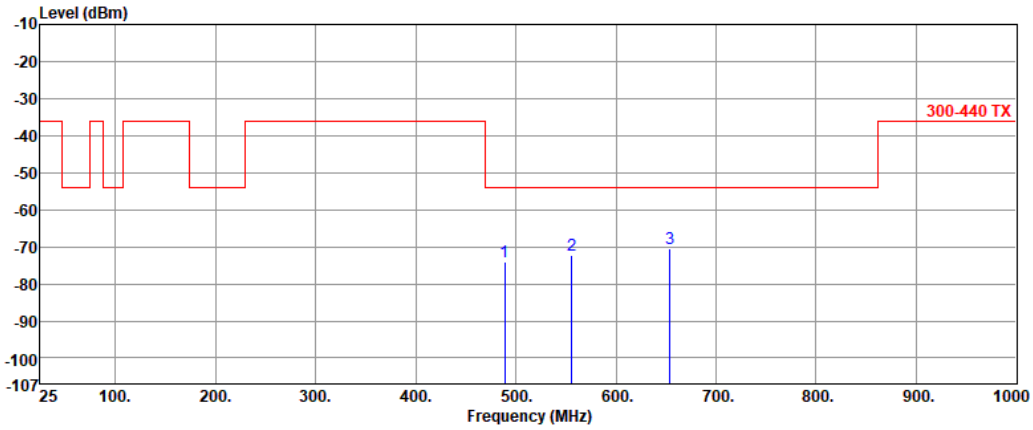

	Freq.	Measured value	Limit	Margin	Factor	Reading
	MHz	dBm	dBm	dB	dB	dBm
1	488.78	-74.16	-54.00	-20.16	2.21	-76.37
2	555.89	-72.45	-54.00	-18.45	3.76	-76.21
3	653.78	-70.45	-54.00	-16.45	5.74	-76.19

Note 1: Measured Value (dBm) = Reading (dBm) + Factor (dB)
Note 2: Margin (dB) = Measured Value (dBm) – Limit (dBm)

Modulation	ax HE20-OFDMA	**Test Freq. (MHz)**	5745
Polarization	Vertical		

Test By :Ryan Lee Temperature:23 Humidity(%):64

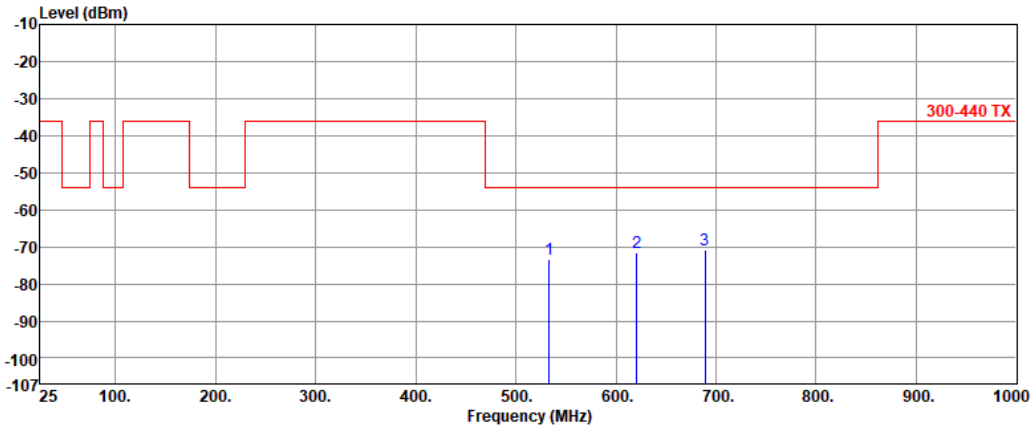

	Freq.	Measured value	Limit	Margin	Factor	Reading
	MHz	dBm	dBm	dB	dB	dBm
1	533.45	-73.45	-54.00	-19.45	3.52	-76.97
2	620.95	-71.74	-54.00	-17.74	5.18	-76.92
3	689.35	-70.84	-54.00	-16.84	6.25	-77.09

Note 1: Measured Value (dBm) = Reading (dBm) + Factor (dB)
Note 2: Margin (dB) = Measured Value (dBm) – Limit (dBm)

Modulation	ax HE20-OFDMA	**Test Freq. (MHz)**	5785
Polarization	Horizontal		

Test By :Ryan Lee Temperature:23 Humidity(%):64

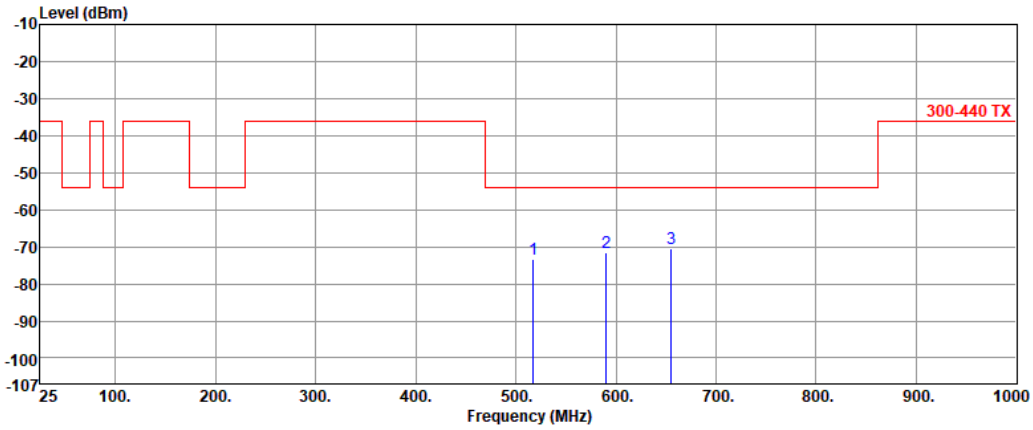

	Freq.	Measured value	Limit	Margin	Factor	Reading
	MHz	dBm	dBm	dB	dB	dBm
1	517.54	-73.42	-54.00	-19.42	3.21	-76.63
2	590.54	-71.47	-54.00	-17.47	4.86	-76.33
3	655.54	-70.45	-54.00	-16.45	5.78	-76.23

Note 1: Measured Value (dBm) = Reading (dBm) + Factor (dB)
Note 2: Margin (dB) = Measured Value (dBm) – Limit (dBm)

Modulation	ax HE20-OFDMA	**Test Freq. (MHz)**	5785
Polarization	Vertical		

Test By :Ryan Lee Temperature:23 Humidity(%):64

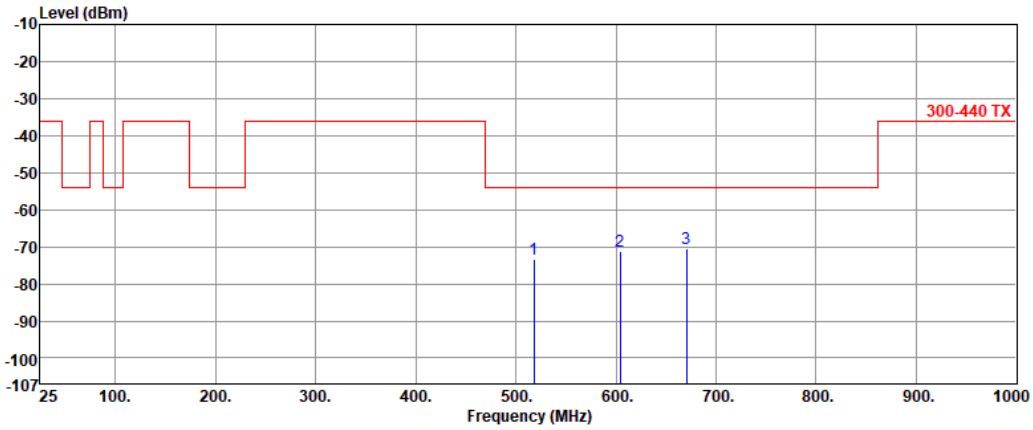

	Freq.	Measured value	Limit	Margin	Factor	Reading
	MHz	dBm	dBm	dB	dB	dBm
1	518.45	-73.35	-54.00	-19.35	3.37	-76.72
2	604.48	-71.33	-54.00	-17.33	5.25	-76.58
3	670.58	-70.41	-54.00	-16.41	5.71	-76.12

Note 1: Measured Value (dBm) = Reading (dBm) + Factor (dB)
Note 2: Margin (dB) = Measured Value (dBm) – Limit (dBm)

Modulation	ax HE20-OFDMA	**Test Freq. (MHz)**	5825
Polarization	Horizontal		

Test By :Ryan Lee Temperature:23 Humidity(%):64

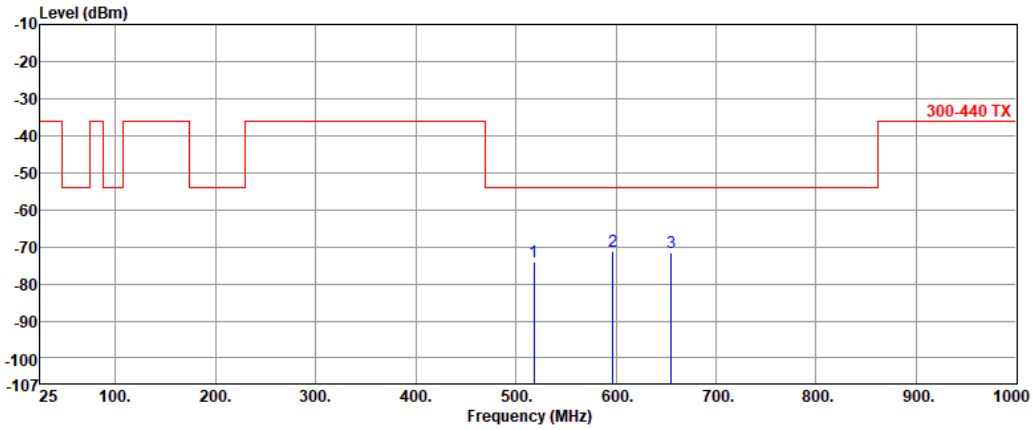

	Freq.	Measured value	Limit	Margin	Factor	Reading
	MHz	dBm	dBm	dB	dB	dBm
1	517.85	-73.95	-54.00	-19.95	3.23	-77.18
2	596.85	-71.25	-54.00	-17.25	4.88	-76.13
3	655.40	-71.47	-54.00	-17.47	5.78	-77.25

Note 1: Measured Value (dBm) = Reading (dBm) + Factor (dB)
Note 2: Margin (dB) = Measured Value (dBm) – Limit (dBm)

Modulation	ax HE20-OFDMA	**Test Freq. (MHz)**	5825
Polarization	Vertical		

Test By :Ryan Lee Temperature:23 Humidity(%):64

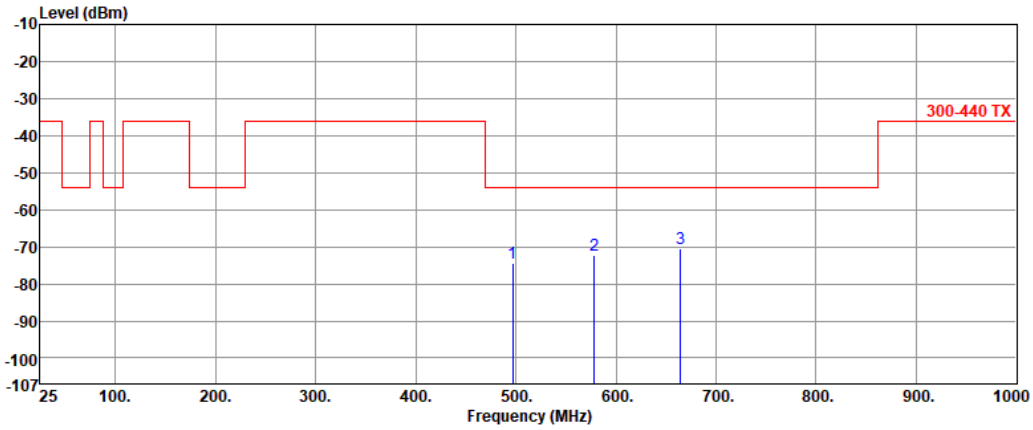

	Freq.	Measured value	Limit	Margin	Factor	Reading
	MHz	dBm	dBm	dB	dB	dBm
1	496.87	-74.57	-54.00	-20.57	2.65	-77.22
2	578.47	-72.35	-54.00	-18.35	4.69	-77.04
3	664.78	-70.33	-54.00	-16.33	5.41	-75.74

Note 1: Measured Value (dBm) = Reading (dBm) + Factor (dB)
Note 2: Margin (dB) = Measured Value (dBm) – Limit (dBm)

Emissions (Above 1GHz)

Modulation	11a	**Test Freq. (MHz)**	5745
Polarization	Horizontal		

Test By :Ryan Lee Temperature:23 Humidity(%):64

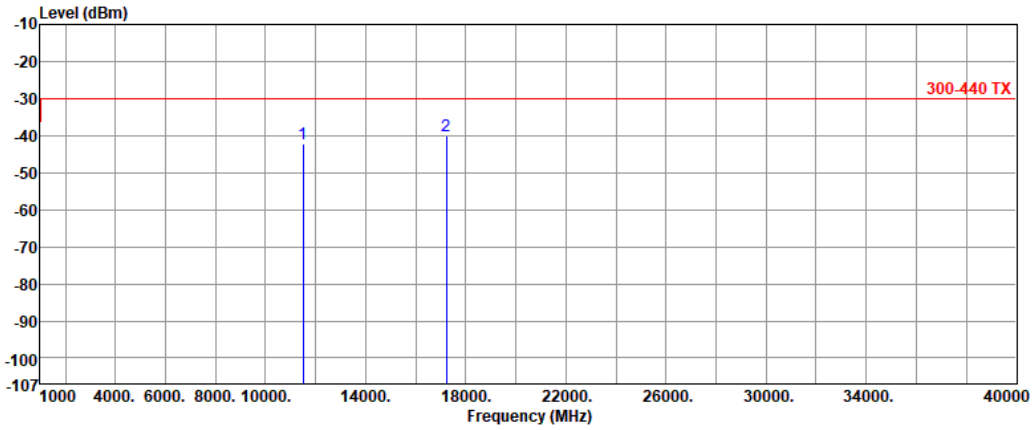

	Freq.	Measured value	Limit	Margin	Factor	Reading
	MHz	dBm	dBm	dB	dB	dBm
1	11489.20	-42.14	-30.00	-12.14	56.20	-98.34
2	17236.40	-40.21	-30.00	-10.21	58.68	-98.89

Note 1: Measured Value (dBm) = Reading (dBm) + Factor (dB)
Note 2: Margin (dB) = Measured Value (dBm) – Limit (dBm)

Modulation	11a	**Test Freq. (MHz)**	5745
Polarization	Vertical		

Test By :Ryan Lee Temperature:23 Humidity(%):64

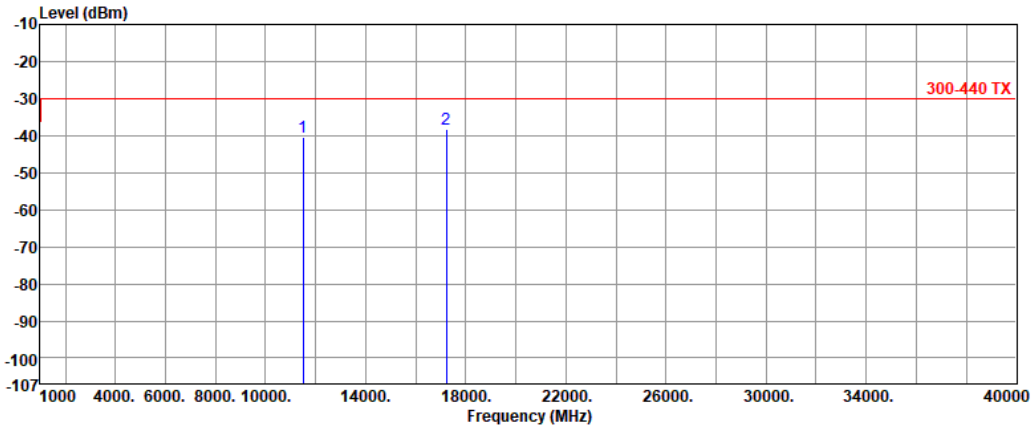

	Freq.	Measured value	Limit	Margin	Factor	Reading
	MHz	dBm	dBm	dB	dB	dBm
1	11488.50	-40.35	-30.00	-10.35	55.34	-95.69
2	17232.43	-38.29	-30.00	-8.29	58.87	-97.16

Note 1: Measured Value (dBm) = Reading (dBm) + Factor (dB)
Note 2: Margin (dB) = Measured Value (dBm) – Limit (dBm)

Modulation	11a	**Test Freq. (MHz)**	5785
Polarization	Horizontal		

Test By :Ryan Lee Temperature:23 Humidity(%):64

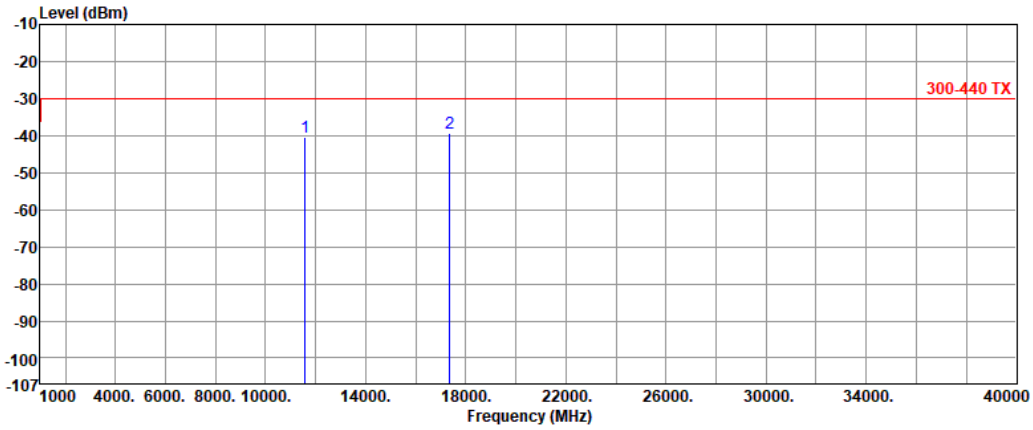

	Freq.	Measured value	Limit	Margin	Factor	Reading
	MHz	dBm	dBm	dB	dB	dBm
1	11573.75	-40.50	-30.00	-10.50	56.14	-96.64
2	17355.65	-39.40	-30.00	-9.40	60.13	-99.53

Note 1: Measured Value (dBm) = Reading (dBm) + Factor (dB)
Note 2: Margin (dB) = Measured Value (dBm) – Limit (dBm)

Modulation	11a	**Test Freq. (MHz)**	5785
Polarization	Vertical		

Test By :Ryan Lee Temperature:23 Humidity(%):64

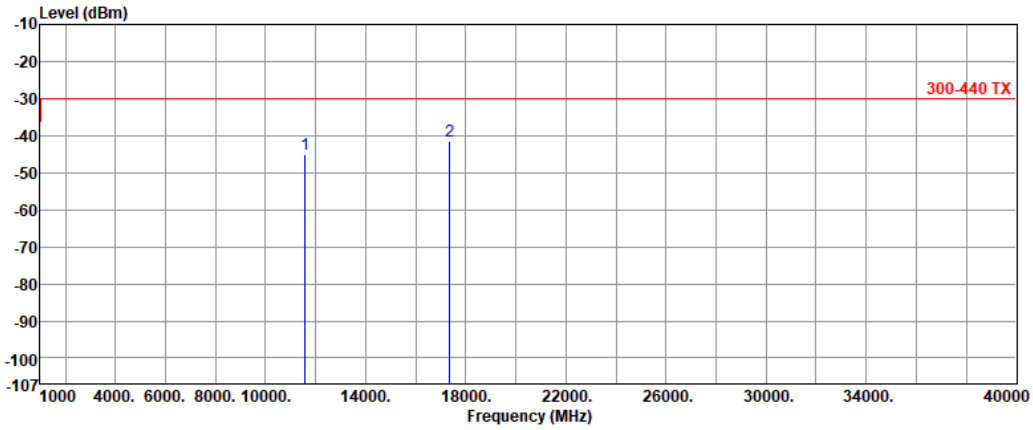

	Freq.	Measured value	Limit	Margin	Factor	Reading
	MHz	dBm	dBm	dB	dB	dBm
1	11570.45	-45.13	-30.00	-15.13	55.08	-100.21
2	17357.15	-41.47	-30.00	-11.47	59.77	-101.24

Note 1: Measured Value (dBm) = Reading (dBm) + Factor (dB)
Note 2: Margin (dB) = Measured Value (dBm) – Limit (dBm)

Modulation	11a	**Test Freq. (MHz)**	5825
Polarization	Horizontal		

Test By :Ryan Lee Temperature:23 Humidity(%):64

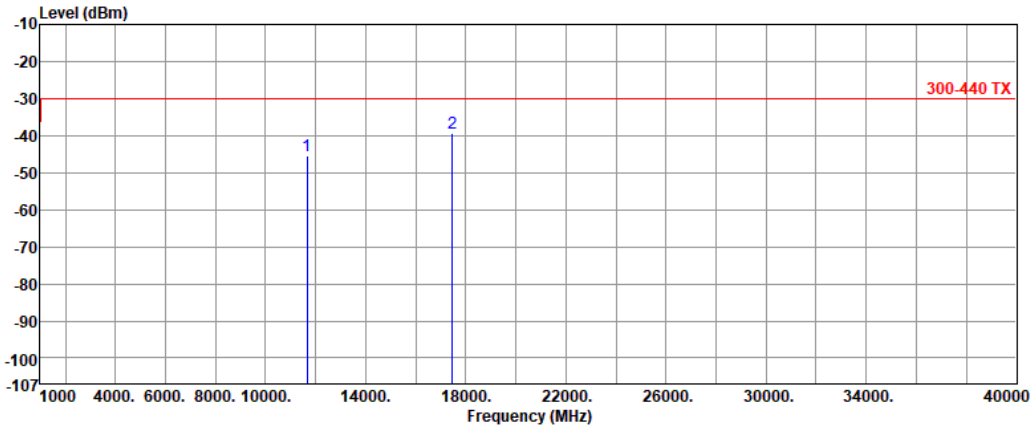

	Freq.	Measured value	Limit	Margin	Factor	Reading
	MHz	dBm	dBm	dB	dB	dBm
1	11650.70	-45.27	-30.00	-15.27	54.91	-100.18
2	17475.85	-39.22	-30.00	-9.22	60.26	-99.48

Note 1: Measured Value (dBm) = Reading (dBm) + Factor (dB)
Note 2: Margin (dB) = Measured Value (dBm) – Limit (dBm)

Modulation	11a	**Test Freq. (MHz)**	5825
Polarization	Vertical		

Test By :Ryan Lee Temperature:23 Humidity(%):64

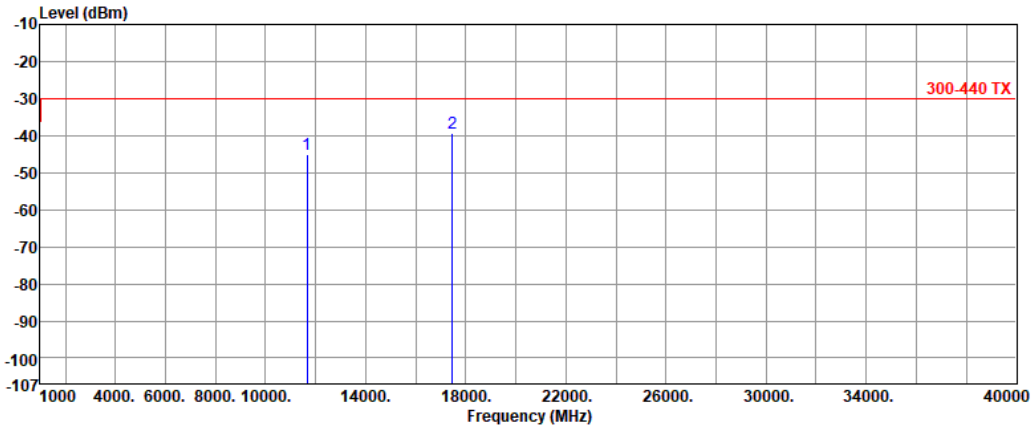

	Freq.	Measured value	Limit	Margin	Factor	Reading
	MHz	dBm	dBm	dB	dB	dBm
1	11651.45	-44.95	-30.00	-14.95	55.21	-100.16
2	17475.10	-39.49	-30.00	-9.49	60.04	-99.53

Note 1: Measured Value (dBm) = Reading (dBm) + Factor (dB)
Note 2: Margin (dB) = Measured Value (dBm) – Limit (dBm)

Modulation	ax HE20-OFDMA	**Test Freq. (MHz)**	5745
Polarization	Horizontal		

Test By :Ryan Lee Temperature:23 Humidity(%):64

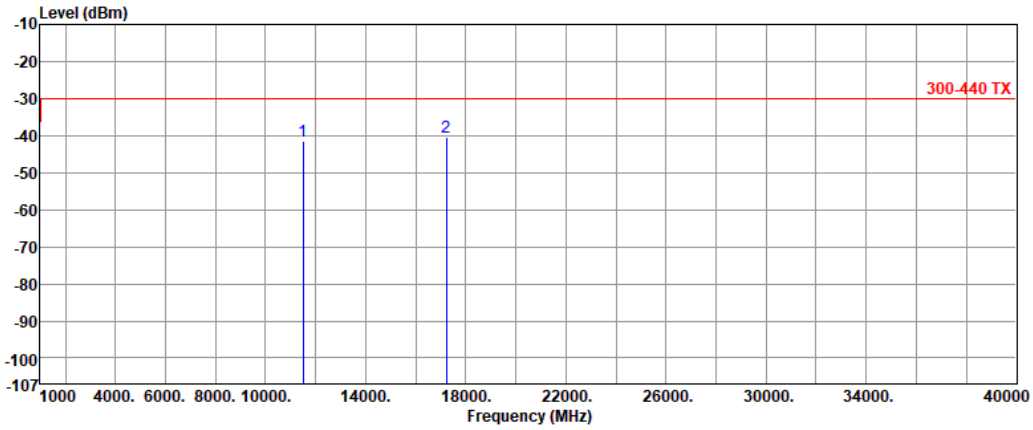

	Freq.	Measured value	Limit	Margin	Factor	Reading
	MHz	dBm	dBm	dB	dB	dBm
1	11490.65	-41.62	-30.00	-11.62	56.19	-97.81
2	17234.10	-40.29	-30.00	-10.29	58.66	-98.95

Note 1: Measured Value (dBm) = Reading (dBm) + Factor (dB)
Note 2: Margin (dB) = Measured Value (dBm) – Limit (dBm)

Modulation	ax HE20-OFDMA	**Test Freq. (MHz)**	5745
Polarization	Vertical		

Test By :Ryan Lee Temperature:23 Humidity(%):64

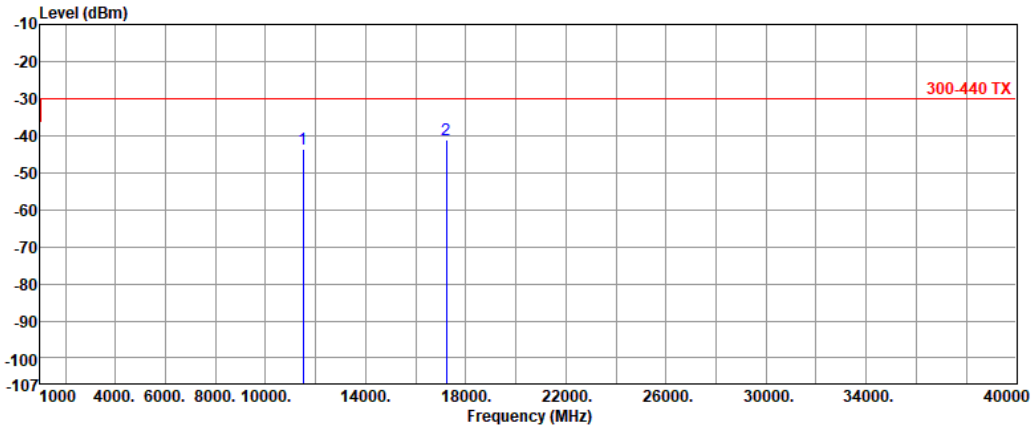

	Freq.	Measured value	Limit	Margin	Factor	Reading
	MHz	dBm	dBm	dB	dB	dBm
1	11490.05	-43.69	-30.00	-13.69	55.33	-99.02
2	17235.15	-40.99	-30.00	-10.99	58.91	-99.90

Note 1: Measured Value (dBm) = Reading (dBm) + Factor (dB)
Note 2: Margin (dB) = Measured Value (dBm) – Limit (dBm)

Modulation	ax HE20-OFDMA	**Test Freq. (MHz)**	5785
Polarization	Horizontal		

Test By :Ryan Lee Temperature:23 Humidity(%):64

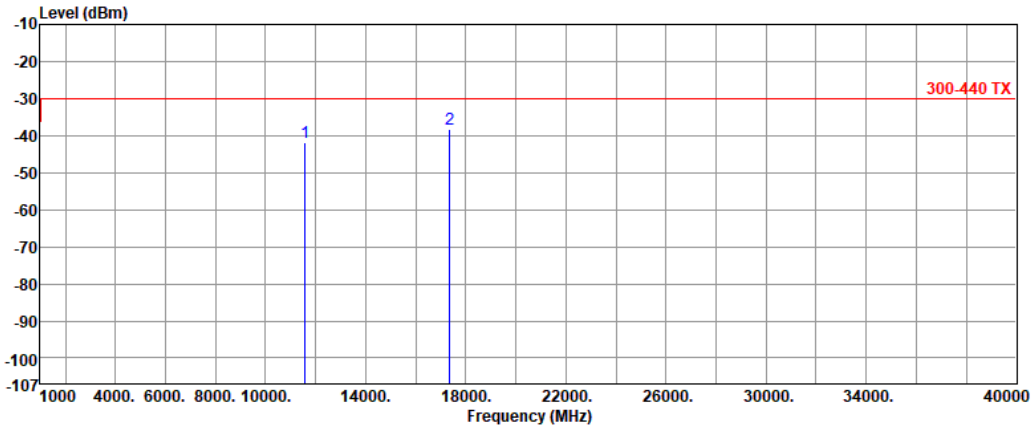

	Freq.	Measured value	Limit	Margin	Factor	Reading
	MHz	dBm	dBm	dB	dB	dBm
1	11570.85	-41.71	-30.00	-11.71	56.14	-97.85
2	17354.30	-38.30	-30.00	-8.30	60.11	-98.41

Note 1: Measured Value (dBm) = Reading (dBm) + Factor (dB)
Note 2: Margin (dB) = Measured Value (dBm) – Limit (dBm)

Modulation	ax HE20-OFDMA	**Test Freq. (MHz)**	5785
Polarization	Vertical		

Test By :Ryan Lee Temperature:23 Humidity(%):64

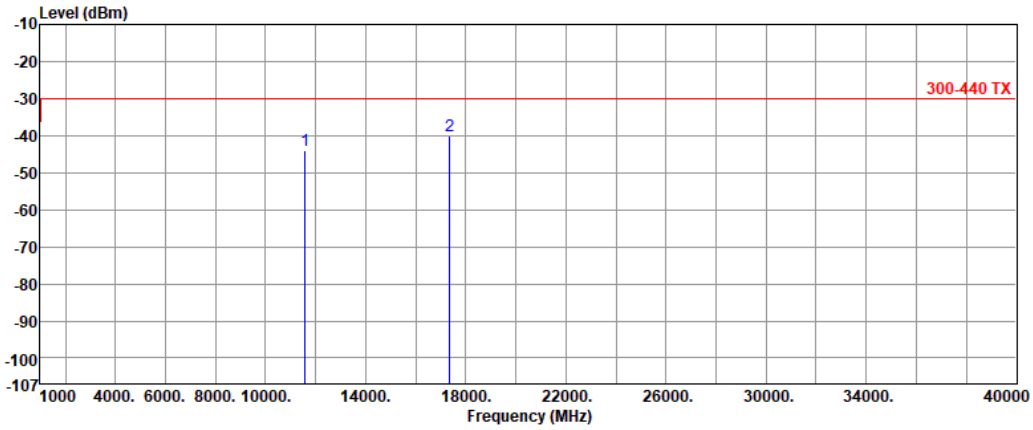

	Freq.	Measured value	Limit	Margin	Factor	Reading
	MHz	dBm	dBm	dB	dB	dBm
1	11570.20	-44.17	-30.00	-14.17	55.08	-99.25
2	17354.90	-39.96	-30.00	-9.96	59.77	-99.73

Note 1: Measured Value (dBm) = Reading (dBm) + Factor (dB)
Note 2: Margin (dB) = Measured Value (dBm) – Limit (dBm)

Modulation	ax HE20-OFDMA	**Test Freq. (MHz)**	5825
Polarization	Horizontal		

Test By :Ryan Lee Temperature:23 Humidity(%):64

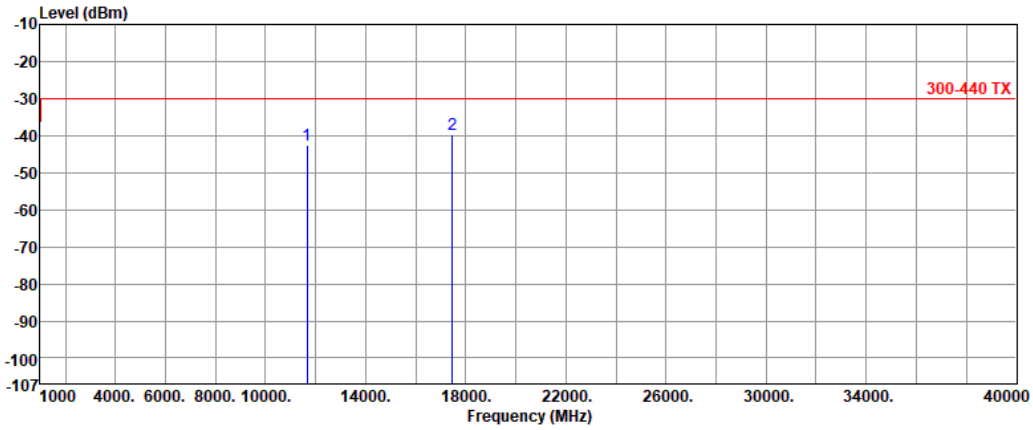

	Freq.	Measured value	Limit	Margin	Factor	Reading
	MHz	dBm	dBm	dB	dB	dBm
1	11651.80	-42.50	-30.00	-12.50	54.89	-97.39
2	17476.05	-39.55	-30.00	-9.55	60.26	-99.81

Note 1: Measured Value (dBm) = Reading (dBm) + Factor (dB)
Note 2: Margin (dB) = Measured Value (dBm) – Limit (dBm)

Modulation	ax HE20-OFDMA	**Test Freq. (MHz)**	5825
Polarization	Vertical		

Test By :Ryan Lee Temperature:23 Humidity(%):64

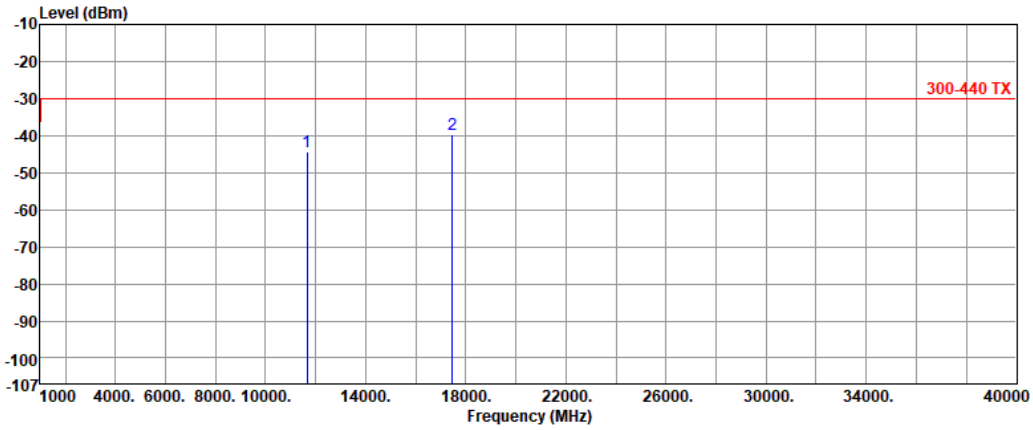

	Freq.	Measured value	Limit	Margin	Factor	Reading
	MHz	dBm	dBm	dB	dB	dBm
1	11650.70	-44.33	-30.00	-14.33	55.21	-99.54
2	17474.85	-39.84	-30.00	-9.84	60.04	-99.88

Note 1: Measured Value (dBm) = Reading (dBm) + Factor (dB)
Note 2: Margin (dB) = Measured Value (dBm) – Limit (dBm)

full RU configuration

Emissions (Below 1GHz)

Modulation	11a
Test Freq. (MHz)	5745

Test By :Ryan Lee Temperature:23 Humidity(%):64

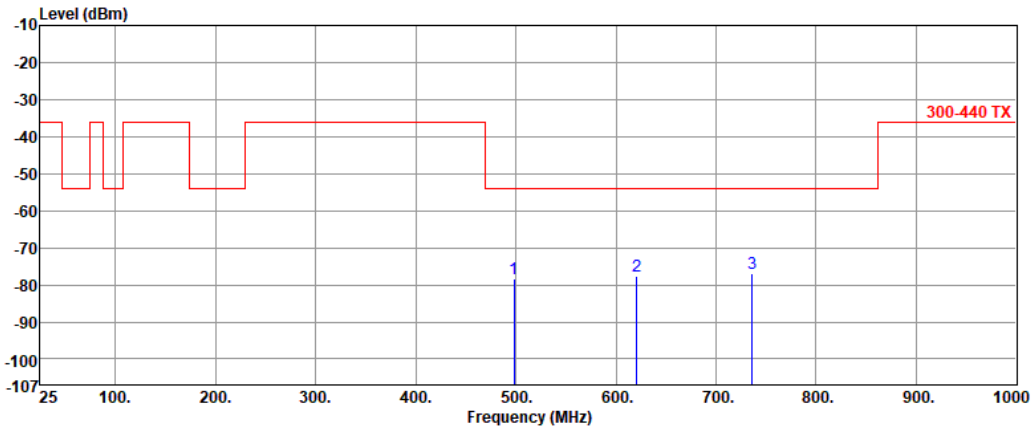

	Freq.	Measured value	Limit	Margin	Factor	Reading
	MHz	dBm	dBm	dB	dB	dBm
1	498.51	-78.44	-54.00	-24.44	0.00	-78.44
2	620.73	-77.73	-54.00	-23.73	0.00	-77.73
3	736.16	-76.90	-54.00	-22.90	0.00	-76.90

Note 1: Measured Value (dBm) = Reading (dBm) + Factor (dB)
Note 2: Margin (dB) = Measured Value (dBm) – Limit (dBm)

Modulation	11a
Test Freq. (MHz)	5785

Test By :Ryan Lee Temperature:23 Humidity(%):64

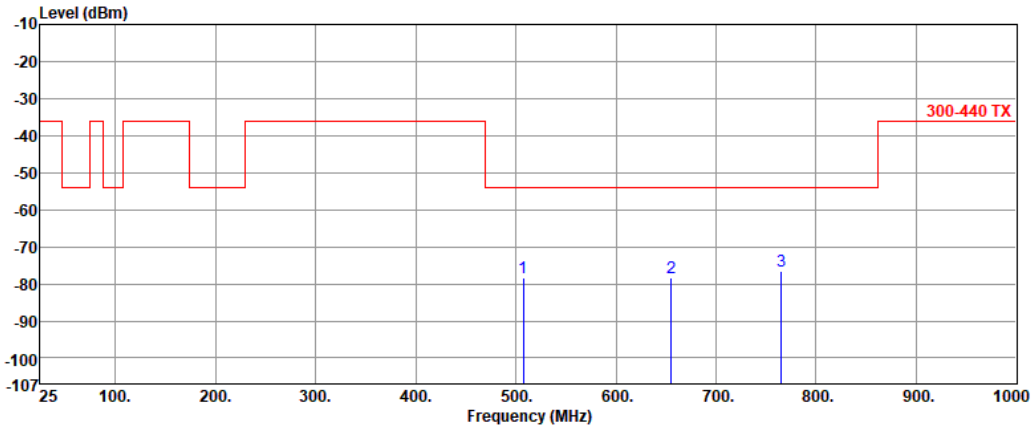

	Freq.	Measured value	Limit	Margin	Factor	Reading
	MHz	dBm	dBm	dB	dB	dBm
1	507.24	-78.54	-54.00	-24.54	0.00	-78.54
2	655.65	-78.32	-54.00	-24.32	0.00	-78.32
3	765.26	-76.64	-54.00	-22.64	0.00	-76.64

Note 1: Measured Value (dBm) = Reading (dBm) + Factor (dB)
Note 2: Margin (dB) = Measured Value (dBm) – Limit (dBm)

Modulation	11a
Test Freq. (MHz)	5825

Test By :Ryan Lee Temperature:23 Humidity(%):64

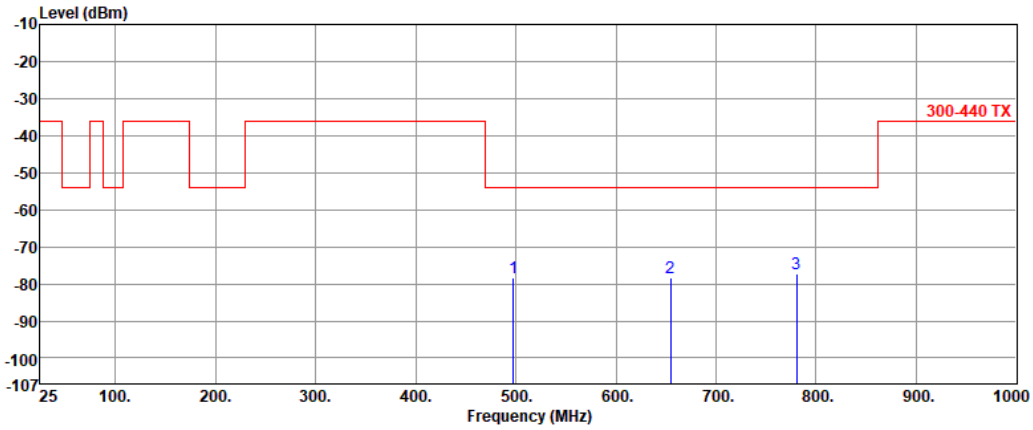

	Freq.	Measured value	Limit	Margin	Factor	Reading
	MHz	dBm	dBm	dB	dB	dBm
1	497.54	-78.23	-54.00	-24.23	0.00	-78.23
2	654.68	-78.44	-54.00	-24.44	0.00	-78.44
3	780.78	-77.38	-54.00	-23.38	0.00	-77.38

Note 1: Measured Value (dBm) = Reading (dBm) + Factor (dB)
Note 2: Margin (dB) = Measured Value (dBm) – Limit (dBm)

Modulation	ax HE20-OFDMA
Test Freq. (MHz)	5745

Test By :Ryan Lee Temperature:23 Humidity(%):64

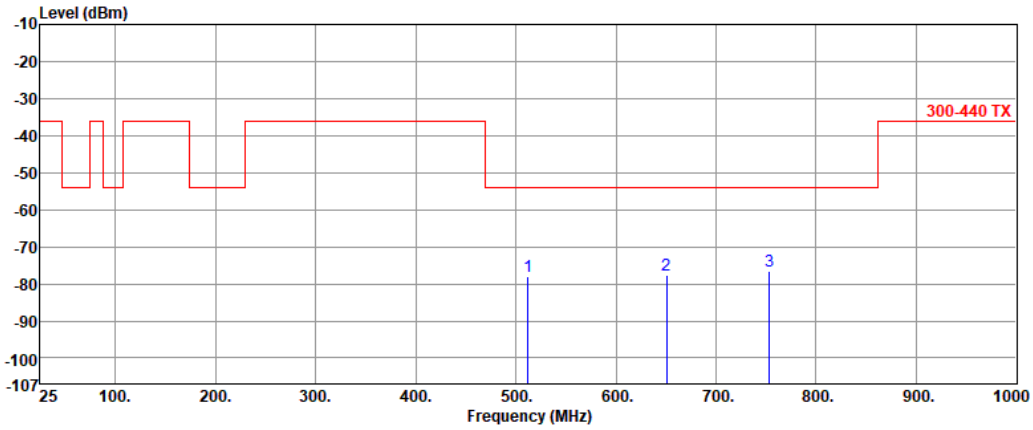

	Freq.	Measured value	Limit	Margin	Factor	Reading
	MHz	dBm	dBm	dB	dB	dBm
1	512.09	-77.96	-54.00	-23.96	0.00	-77.96
2	650.80	-77.78	-54.00	-23.78	0.00	-77.78
3	753.62	-76.60	-54.00	-22.60	0.00	-76.60

Note 1: Measured Value (dBm) = Reading (dBm) + Factor (dB)
Note 2: Margin (dB) = Measured Value (dBm) – Limit (dBm)

Modulation	ax HE20-OFDMA
Test Freq. (MHz)	5785

Test By :Ryan Lee Temperature:23 Humidity(%):64

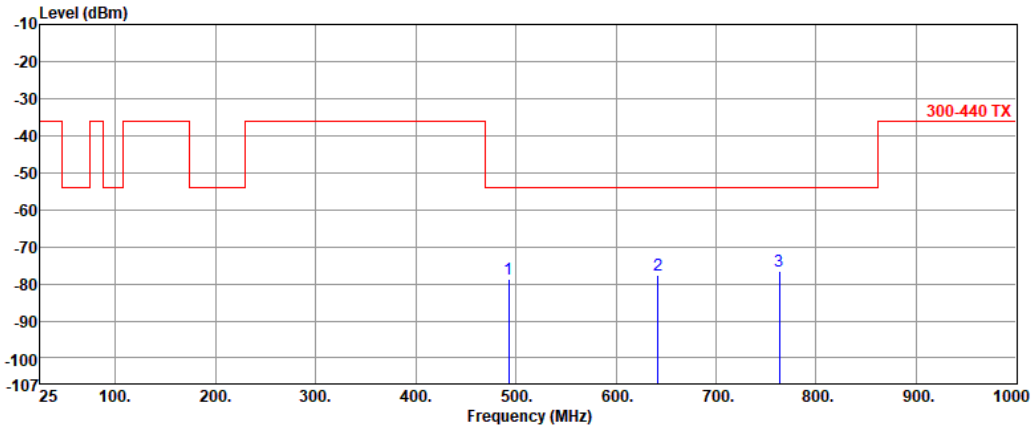

	Freq.	Measured value	Limit	Margin	Factor	Reading
	MHz	dBm	dBm	dB	dB	dBm
1	492.69	-78.84	-54.00	-24.84	0.00	-78.84
2	642.07	-77.77	-54.00	-23.77	0.00	-77.77
3	763.32	-76.72	-54.00	-22.72	0.00	-76.72

Note 1: Measured Value (dBm) = Reading (dBm) + Factor (dB)
Note 2: Margin (dB) = Measured Value (dBm) – Limit (dBm)

Modulation	ax HE20-OFDMA
Test Freq. (MHz)	5825

Test By :Ryan Lee Temperature:23 Humidity(%):64

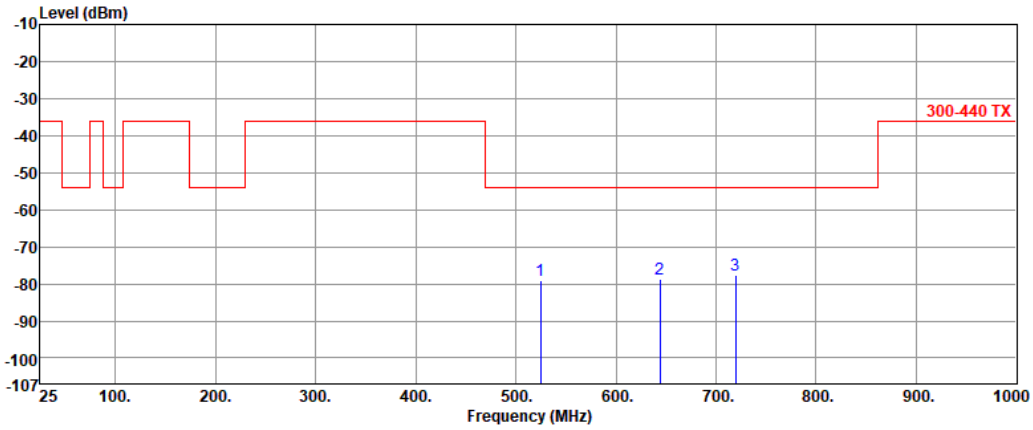

	Freq.	Measured value	Limit	Margin	Factor	Reading
	MHz	dBm	dBm	dB	dB	dBm
1	524.70	-78.99	-54.00	-24.99	0.00	-78.99
2	644.01	-78.86	-54.00	-24.86	0.00	-78.86
3	719.67	-77.78	-54.00	-23.78	0.00	-77.78

Note 1: Measured Value (dBm) = Reading (dBm) + Factor (dB)
Note 2: Margin (dB) = Measured Value (dBm) – Limit (dBm)

Emissions (Above 1GHz)

Modulation	11a
Test Freq. (MHz)	5745

Test By :Ryan Lee Temperature:23 Humidity(%):64

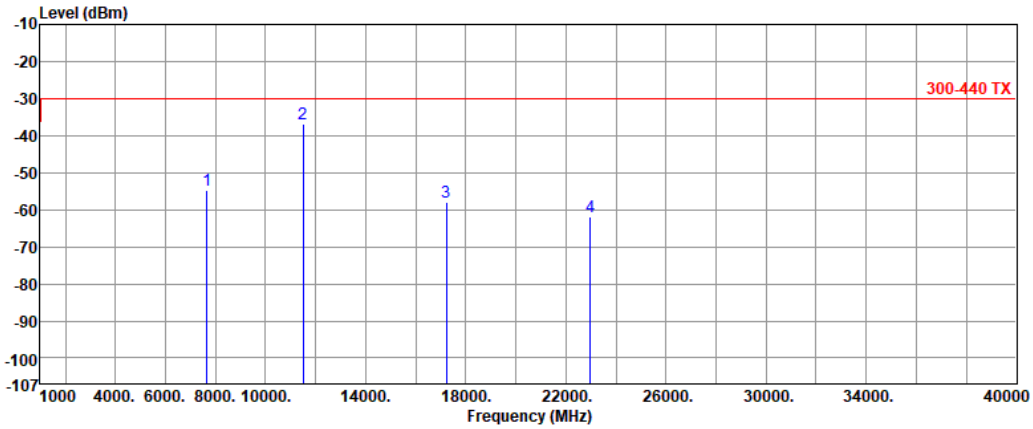

	Freq.	Measured value	Limit	Margin	Factor	Reading
	MHz	dBm	dBm	dB	dB	dBm
1	7659.85	-54.69	-30.00	-24.69	0.00	-54.69
2	11486.90	-36.98	-30.00	-6.98	0.00	-36.98
3	17234.10	-57.80	-30.00	-27.80	0.00	-57.80
4	22978.80	-61.74	-30.00	-31.74	0.00	-61.74

Note 1: Measured Value (dBm) = Reading (dBm) + Factor (dB)
Note 2: Margin (dB) = Measured Value (dBm) – Limit (dBm)

Modulation	11a
Test Freq. (MHz)	5785

Test By :Ryan Lee Temperature:23 Humidity(%):64

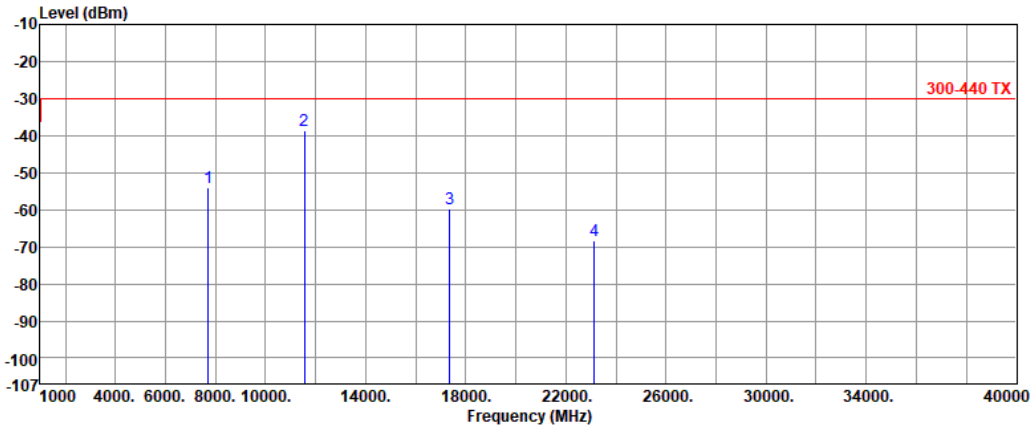

	Freq.	Measured value	Limit	Margin	Factor	Reading
	MHz	dBm	dBm	dB	dB	dBm
1	7713.47	-53.91	-30.00	-23.91	0.00	-53.91
2	11563.60	-38.71	-30.00	-8.71	0.00	-38.71
3	17352.00	-59.62	-30.00	-29.62	0.00	-59.62
4	23131.40	-68.28	-30.00	-38.28	0.00	-68.28

Note 1: Measured Value (dBm) = Reading (dBm) + Factor (dB)
Note 2: Margin (dB) = Measured Value (dBm) – Limit (dBm)

Modulation	11a
Test Freq. (MHz)	5825

Test By :Ryan Lee Temperature:23 Humidity(%):64

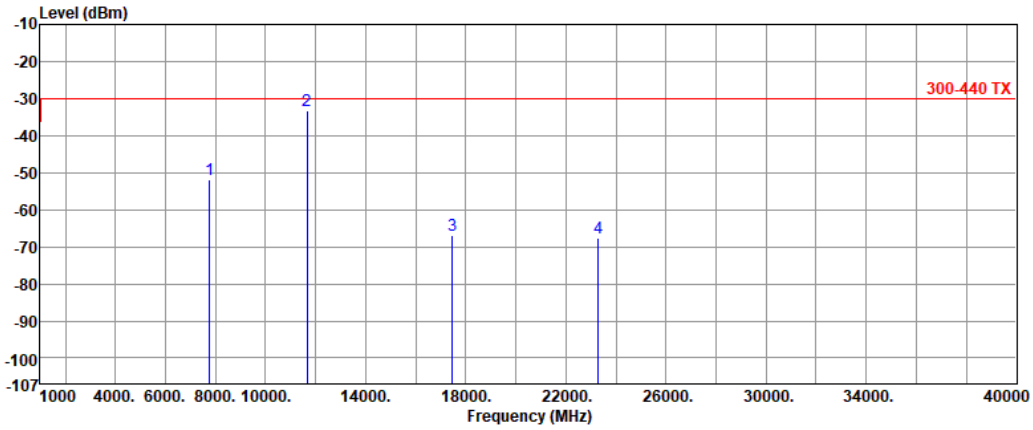

	Freq.	Measured value	Limit	Margin	Factor	Reading
	MHz	dBm	dBm	dB	dB	dBm
1	7765.02	-51.77	-30.00	-21.77	0.00	-51.77
2	11650.80	-33.21	-30.00	-3.21	0.00	-33.21
3	17474.40	-66.85	-30.00	-36.85	0.00	-66.85
4	23302.59	-67.56	-30.00	-37.56	0.00	-67.56

Note 1: Measured Value (dBm) = Reading (dBm) + Factor (dB)
Note 2: Margin (dB) = Measured Value (dBm) – Limit (dBm)

Modulation	ax HE20-OFDMA
Test Freq. (MHz)	5745

Test By :Ryan Lee Temperature:23 Humidity(%):64

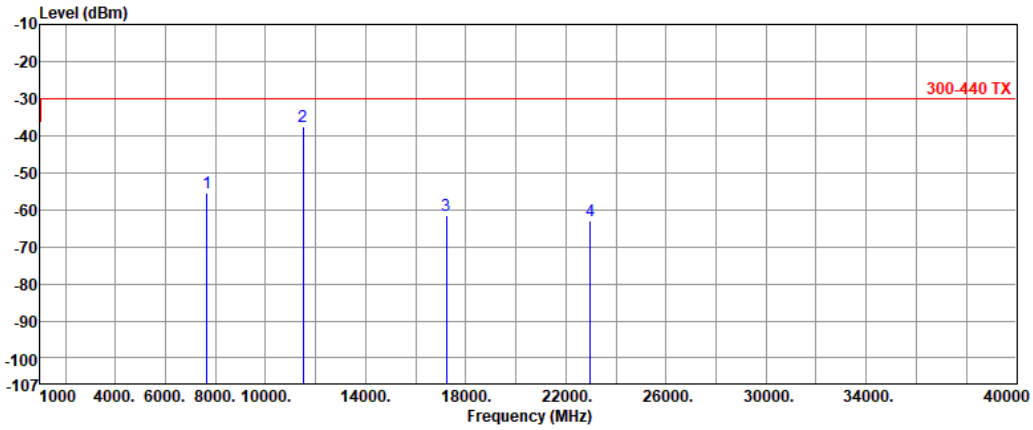

	Freq.	Measured value	Limit	Margin	Factor	Reading
	MHz	dBm	dBm	dB	dB	dBm
1	7660.35	-55.34	-30.00	-25.34	0.00	-55.34
2	11488.80	-37.51	-30.00	-7.51	0.00	-37.51
3	17234.10	-61.54	-30.00	-31.54	0.00	-61.54
4	22981.30	-62.89	-30.00	-32.89	0.00	-62.89

Note 1: Measured Value (dBm) = Reading (dBm) + Factor (dB)
Note 2: Margin (dB) = Measured Value (dBm) – Limit (dBm)

Modulation	ax HE20-OFDMA
Test Freq. (MHz)	5785

Test By :Ryan Lee Temperature:23 Humidity(%):64

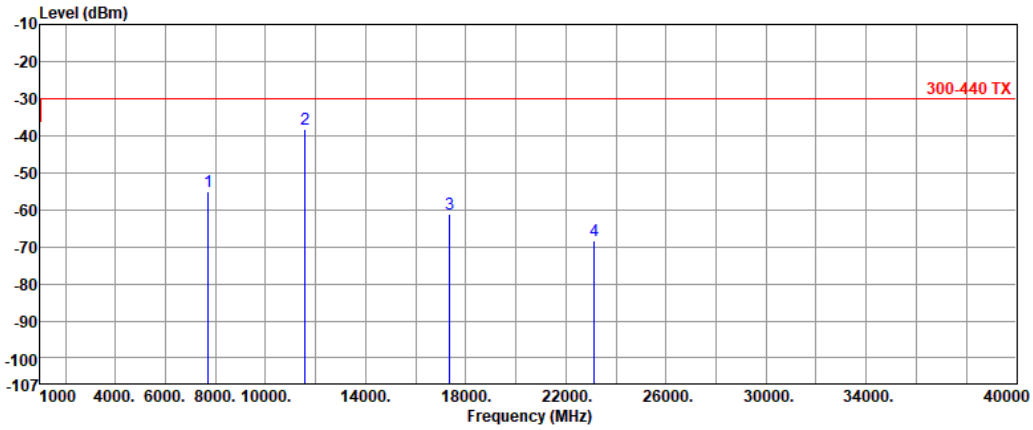

	Freq.	Measured value	Limit	Margin	Factor	Reading
	MHz	dBm	dBm	dB	dB	dBm
1	7713.08	-55.20	-30.00	-25.20	0.00	-55.20
2	11567.00	-38.17	-30.00	-8.17	0.00	-38.17
3	17354.80	-61.16	-30.00	-31.16	0.00	-61.16
4	23135.40	-68.24	-30.00	-38.24	0.00	-68.24

Note 1: Measured Value (dBm) = Reading (dBm) + Factor (dB)
Note 2: Margin (dB) = Measured Value (dBm) – Limit (dBm)

Modulation	ax HE20-OFDMA
Test Freq. (MHz)	5825

Test By :Ryan Lee Temperature:23 Humidity(%):64

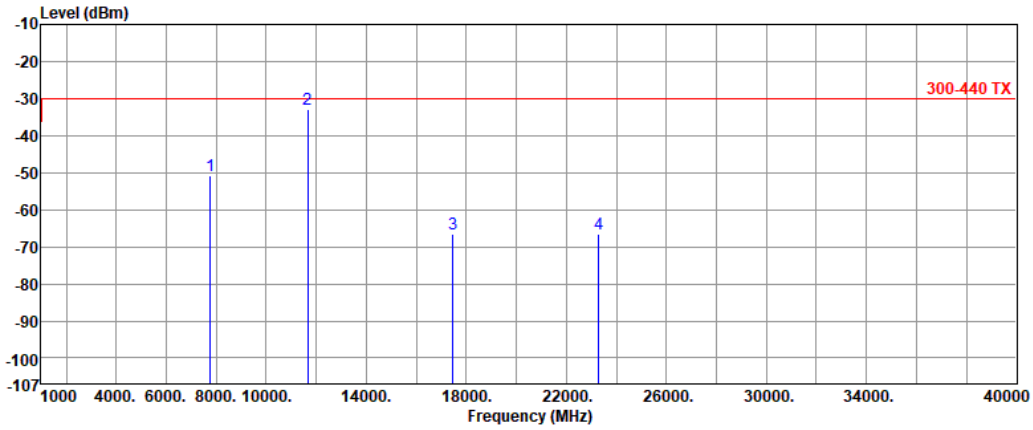

	Freq.	Measured value	Limit	Margin	Factor	Reading
	MHz	dBm	dBm	dB	dB	dBm
1	7766.42	-50.87	-30.00	-20.87	0.00	-50.87
2	11660.15	-32.91	-30.00	-2.91	0.00	-32.91
3	17473.20	-66.59	-30.00	-36.59	0.00	-66.59
4	23307.50	-66.71	-30.00	-36.71	0.00	-66.71

Note 1: Measured Value (dBm) = Reading (dBm) + Factor (dB)
Note 2: Margin (dB) = Measured Value (dBm) – Limit (dBm)

partial RU configuration

Emissions (Below 1GHz)

Modulation	ax HE20-OFDMA RU106	**Test Freq. (MHz)**	5745
Polarization	Horizontal		

Test By :Ryan Lee Temperature:23 Humidity(%):64

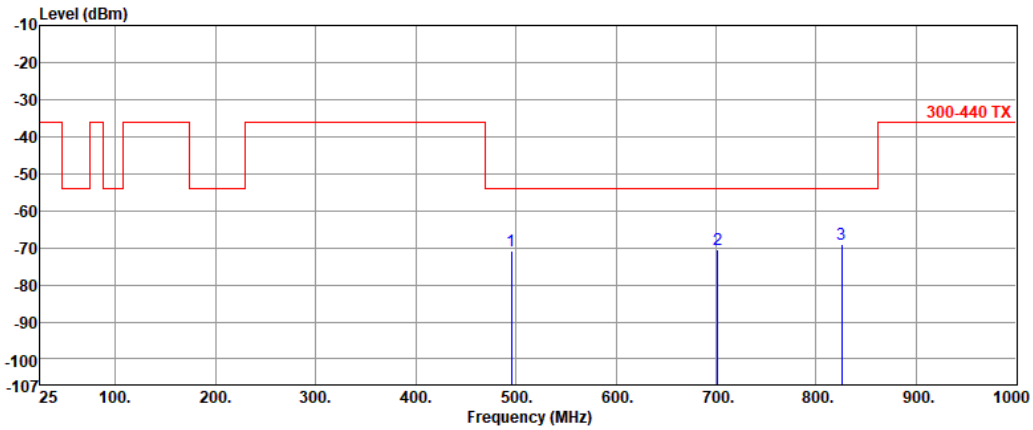

	Freq.	Measured value	Limit	Margin	Factor	Reading
	MHz	dBm	dBm	dB	dB	dBm
1	495.93	-70.77	-54.00	-16.77	2.35	-73.12
2	701.65	-70.59	-54.00	-16.59	6.43	-77.02
3	825.48	-69.16	-54.00	-15.16	8.58	-77.74

Note 1: Measured Value (dBm) = Reading (dBm) + Factor (dB)
Note 2: Margin (dB) = Measured Value (dBm) – Limit (dBm)

Modulation	ax HE20-OFDMA RU106	**Test Freq. (MHz)**	5745
Polarization	Vertical		

Test By :Ryan Lee Temperature:23 Humidity(%):64

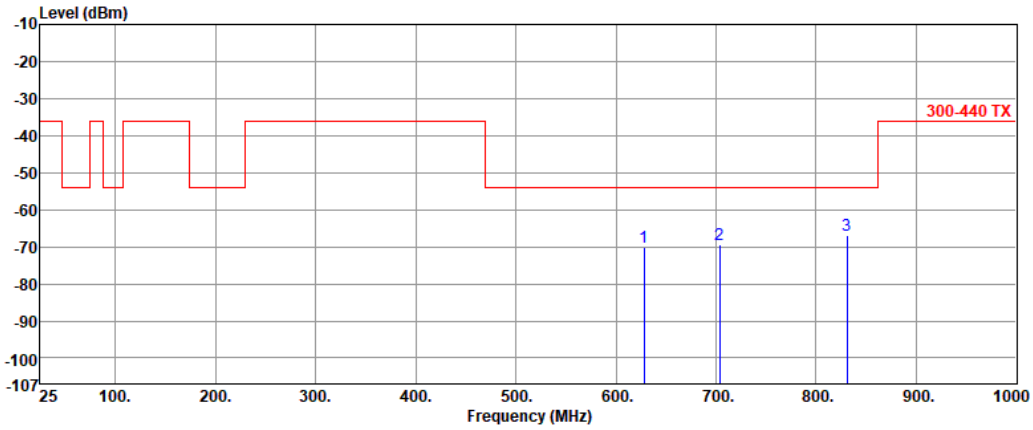

	Freq.	Measured value	Limit	Margin	Factor	Reading
	MHz	dBm	dBm	dB	dB	dBm
1	628.43	-70.13	-54.00	-16.13	5.25	-75.38
2	703.91	-69.55	-54.00	-15.55	6.25	-75.80
3	830.65	-66.85	-54.00	-12.85	8.59	-75.44

Note 1: Measured Value (dBm) = Reading (dBm) + Factor (dB)
Note 2: Margin (dB) = Measured Value (dBm) – Limit (dBm)

Modulation	ax HE20-OFDMA RU106	**Test Freq. (MHz)**	5785
Polarization	Horizontal		

Test By :Ryan Lee Temperature:23 Humidity(%):64

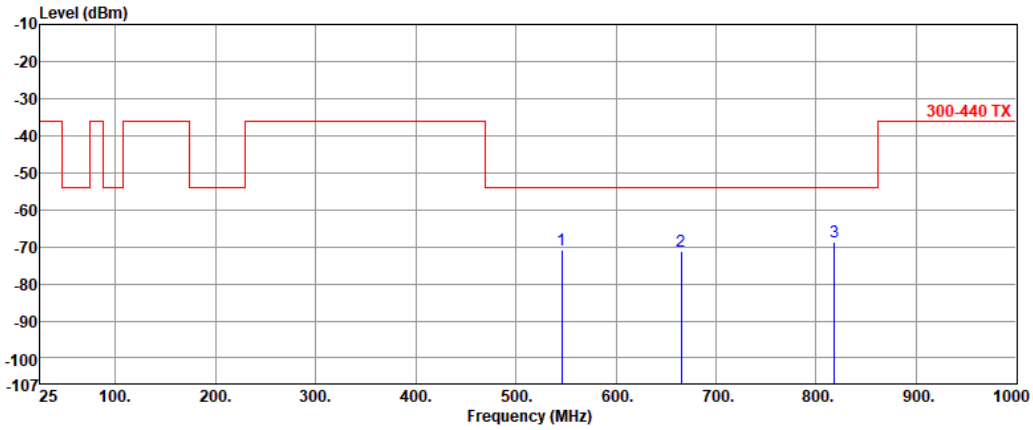

	Freq.	Measured value	Limit	Margin	Factor	Reading
	MHz	dBm	dBm	dB	dB	dBm
1	545.65	-70.81	-54.00	-16.81	3.50	-74.31
2	665.58	-71.15	-54.00	-17.15	5.66	-76.81
3	818.65	-68.75	-54.00	-14.75	8.41	-77.16

Note 1: Measured Value (dBm) = Reading (dBm) + Factor (dB)
Note 2: Margin (dB) = Measured Value (dBm) – Limit (dBm)

Modulation	ax HE20-OFDMA RU106	**Test Freq. (MHz)**	5785
Polarization	Vertical		

Test By :Ryan Lee Temperature:23 Humidity(%):64

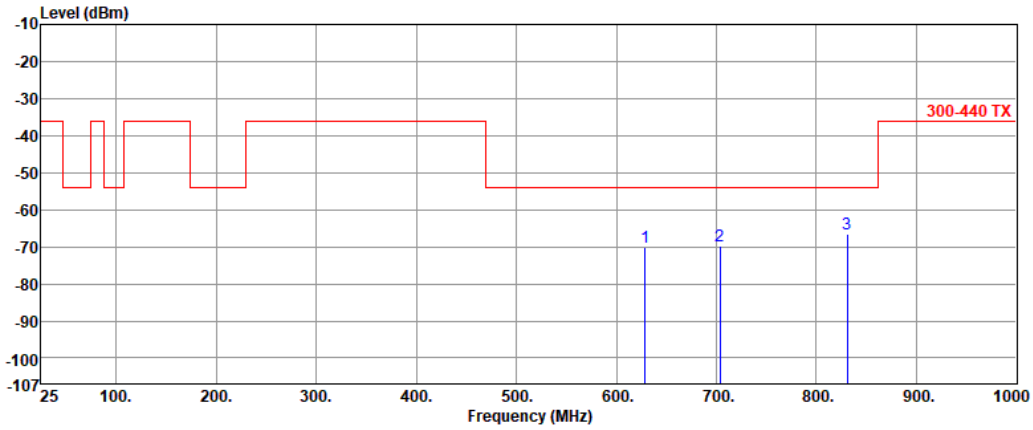

	Freq.	Measured value	Limit	Margin	Factor	Reading
	MHz	dBm	dBm	dB	dB	dBm
1	628.83	-70.16	-54.00	-16.16	5.25	-75.41
2	703.80	-69.84	-54.00	-15.84	6.25	-76.09
3	830.97	-66.67	-54.00	-12.67	8.59	-75.26

Note 1: Measured Value (dBm) = Reading (dBm) + Factor (dB)
Note 2: Margin (dB) = Measured Value (dBm) – Limit (dBm)

Modulation	ax HE20-OFDMA RU106	**Test Freq. (MHz)**	5825
Polarization	Horizontal		

Test By :Ryan Lee Temperature:23 Humidity(%):64

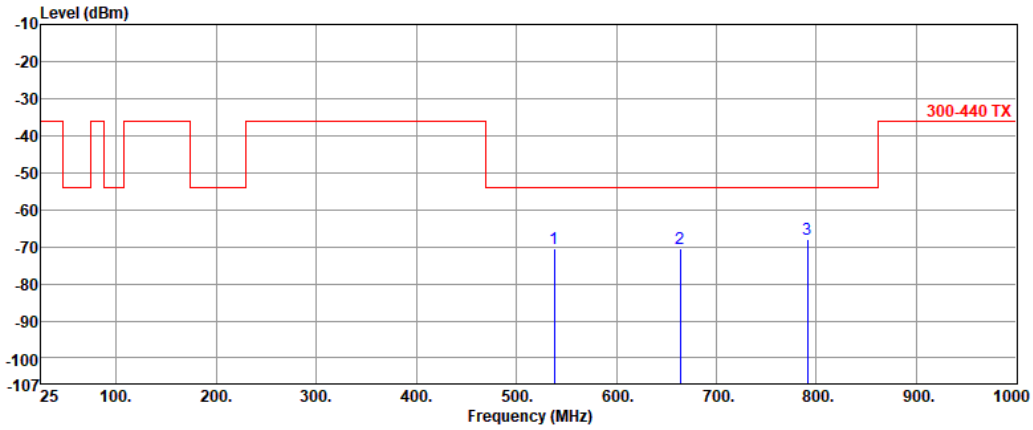

	Freq.	Measured value	Limit	Margin	Factor	Reading
	MHz	dBm	dBm	dB	dB	dBm
1	537.85	-70.57	-54.00	-16.57	3.73	-74.30
2	663.63	-70.46	-54.00	-16.46	5.70	-76.16
3	791.35	-67.95	-54.00	-13.95	7.87	-75.82

Note 1: Measured Value (dBm) = Reading (dBm) + Factor (dB)
Note 2: Margin (dB) = Measured Value (dBm) – Limit (dBm)

Modulation	ax HE20-OFDMA RU106	**Test Freq. (MHz)**	5825
Polarization	Vertical		

Test By :Ryan Lee Temperature:23 Humidity(%):64

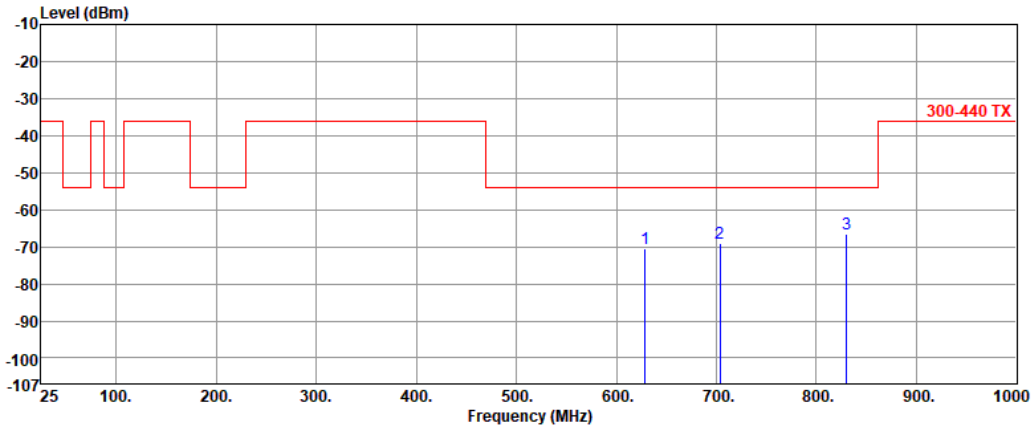

	Freq.	Measured value	Limit	Margin	Factor	Reading
	MHz	dBm	dBm	dB	dB	dBm
1	628.53	-70.58	-54.00	-16.58	5.25	-75.83
2	703.60	-69.17	-54.00	-15.17	6.25	-75.42
3	830.35	-66.60	-54.00	-12.60	8.59	-75.19

Note 1: Measured Value (dBm) = Reading (dBm) + Factor (dB)
Note 2: Margin (dB) = Measured Value (dBm) – Limit (dBm)

Emissions (Above 1GHz)

Modulation	ax HE20-OFDMA RU106	**Test Freq. (MHz)**	5745
Polarization	Horizontal		

Test By :Ryan Lee Temperature:23 Humidity(%):64

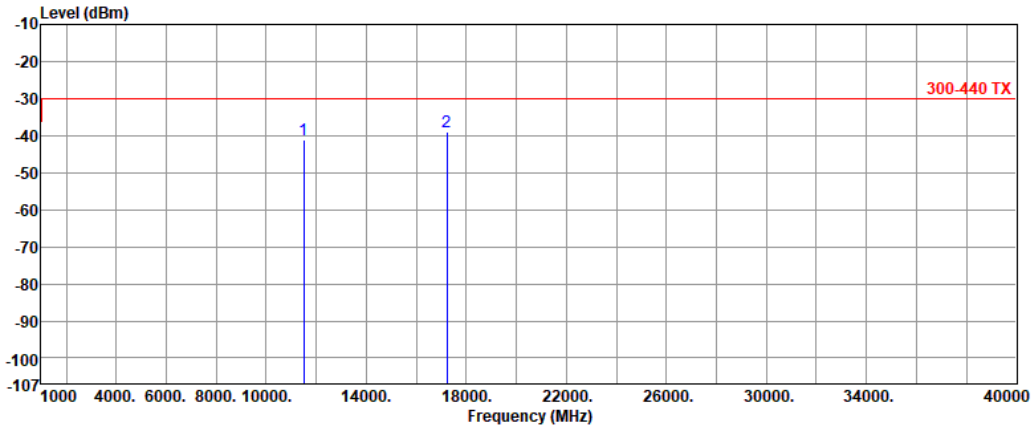

	Freq.	Measured value	Limit	Margin	Factor	Reading
	MHz	dBm	dBm	dB	dB	dBm
1	11489.50	-41.21	-30.00	-11.21	56.20	-97.41
2	17234.95	-39.01	-30.00	-9.01	58.67	-97.68

Note 1: Measured Value (dBm) = Reading (dBm) + Factor (dB)
Note 2: Margin (dB) = Measured Value (dBm) – Limit (dBm)

Modulation	ax HE20-OFDMA RU106	**Test Freq. (MHz)**	5745
Polarization	Vertical		

Test By :Ryan Lee Temperature:23 Humidity(%):64

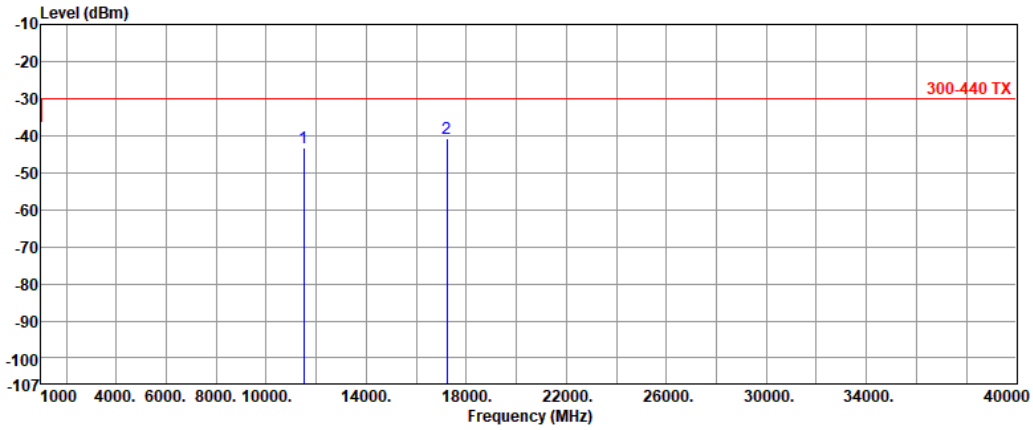

	Freq.	Measured value	Limit	Margin	Factor	Reading
	MHz	dBm	dBm	dB	dB	dBm
1	11490.15	-43.45	-30.00	-13.45	55.33	-98.78
2	17235.70	-40.61	-30.00	-10.61	58.91	-99.52

Note 1: Measured Value (dBm) = Reading (dBm) + Factor (dB)
Note 2: Margin (dB) = Measured Value (dBm) – Limit (dBm)

Modulation	ax HE20-OFDMA RU106	**Test Freq. (MHz)**	5785
Polarization	Horizontal		

Test By :Ryan Lee Temperature:23 Humidity(%):64

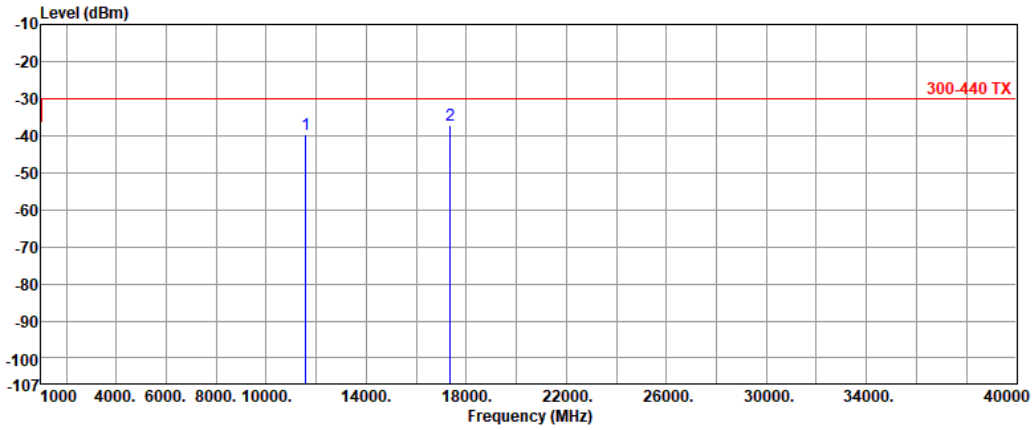

	Freq.	Measured value	Limit	Margin	Factor	Reading
	MHz	dBm	dBm	dB	dB	dBm
1	11570.15	-39.87	-30.00	-9.87	56.14	-96.01
2	17354.45	-37.16	-30.00	-7.16	60.11	-97.27

Note 1: Measured Value (dBm) = Reading (dBm) + Factor (dB)
Note 2: Margin (dB) = Measured Value (dBm) – Limit (dBm)

Modulation	ax HE20-OFDMA RU106	**Test Freq. (MHz)**	5785
Polarization	Vertical		

Test By :Ryan Lee Temperature:23 Humidity(%):64

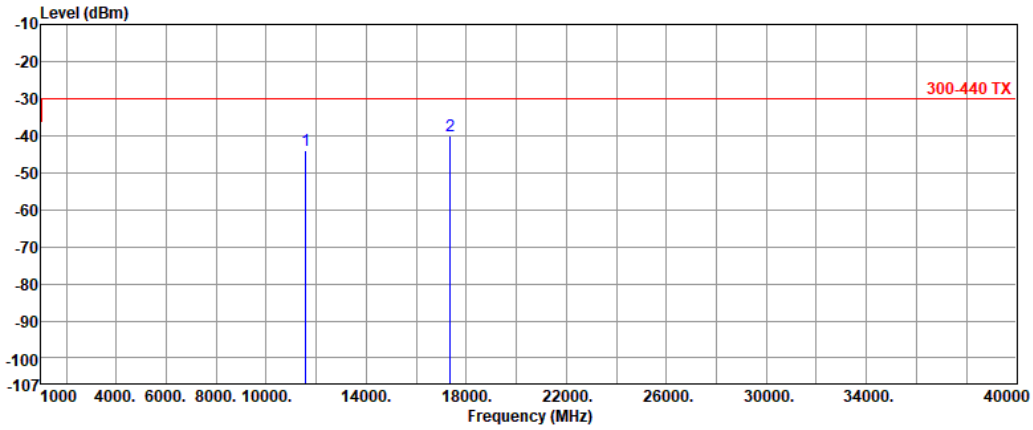

	Freq.	Measured value	Limit	Margin	Factor	Reading
	MHz	dBm	dBm	dB	dB	dBm
1	11570.00	-44.11	-30.00	-14.11	55.09	-99.20
2	17356.70	-39.99	-30.00	-9.99	59.77	-99.76

Note 1: Measured Value (dBm) = Reading (dBm) + Factor (dB)
Note 2: Margin (dB) = Measured Value (dBm) – Limit (dBm)

Modulation	ax HE20-OFDMA RU106	**Test Freq. (MHz)**	5825
Polarization	Horizontal		

Test By :Ryan Lee Temperature:23 Humidity(%):64

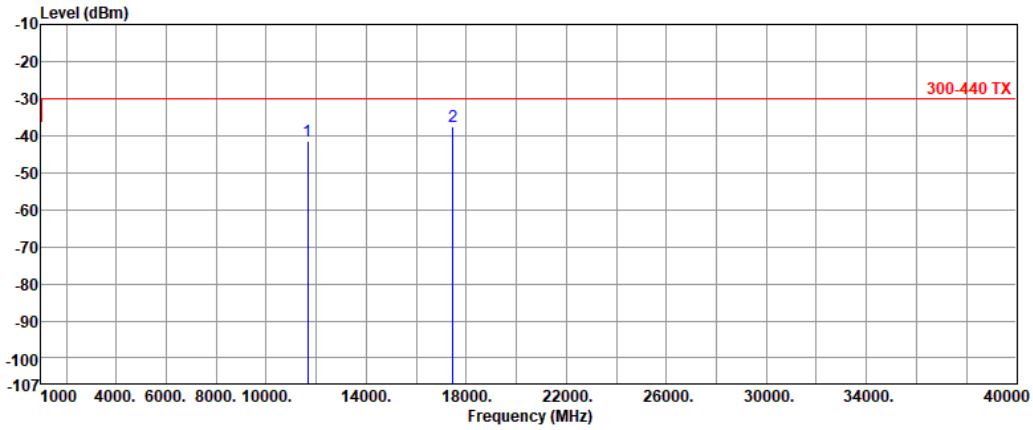

	Freq.	Measured value	Limit	Margin	Factor	Reading
	MHz	dBm	dBm	dB	dB	dBm
1	11650.15	-41.40	-30.00	-11.40	54.93	-96.33
2	17475.50	-37.49	-30.00	-7.49	60.26	-97.75

Note 1: Measured Value (dBm) = Reading (dBm) + Factor (dB)
Note 2: Margin (dB) = Measured Value (dBm) – Limit (dBm)

Modulation	ax HE20-OFDMA RU106	**Test Freq. (MHz)**	5825
Polarization	Vertical		

Test By :Ryan Lee Temperature:23 Humidity(%):64

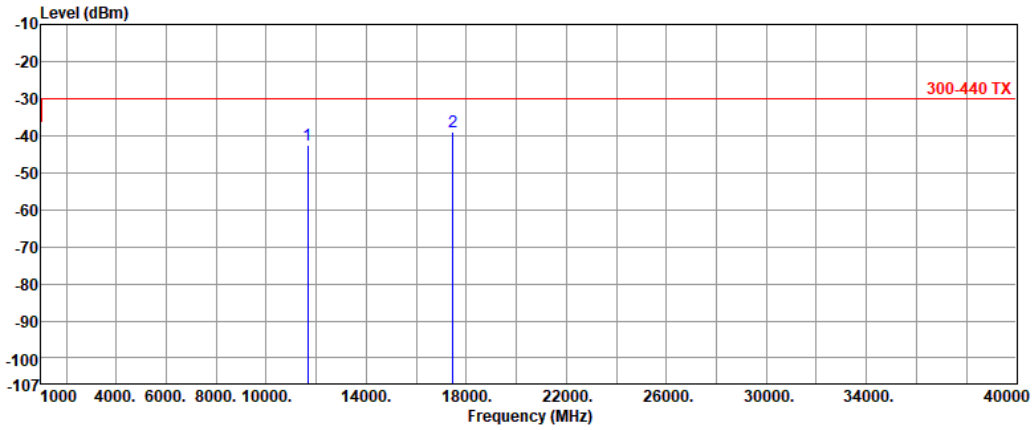

	Freq.	Measured value	Limit	Margin	Factor	Reading
	MHz	dBm	dBm	dB	dB	dBm
1	11650.70	-42.69	-30.00	-12.69	55.21	-97.90
2	17475.15	-38.95	-30.00	-8.95	60.04	-98.99

Note 1: Measured Value (dBm) = Reading (dBm) + Factor (dB)
Note 2: Margin (dB) = Measured Value (dBm) – Limit (dBm)

partial RU configuration

Emissions (Below 1GHz)

Modulation	ax HE20-OFDMA RU106
Test Freq. (MHz)	5745

Test By :Ryan Lee Temperature:23 Humidity(%):64

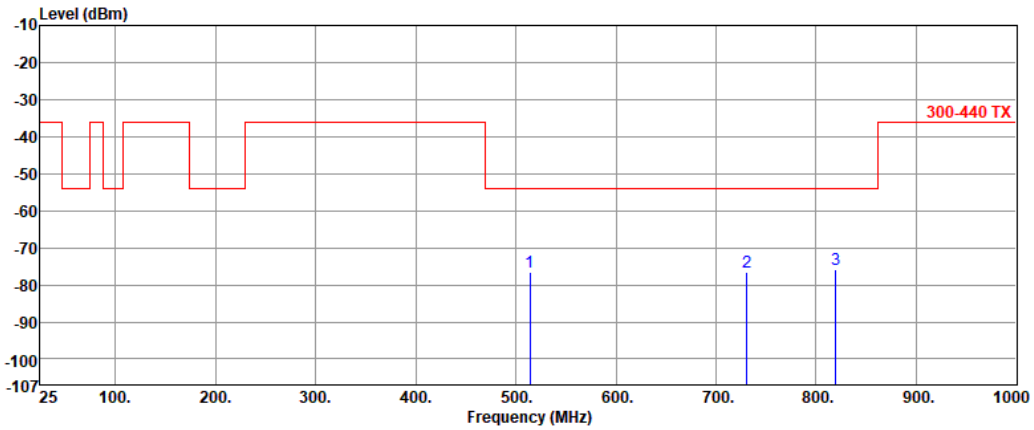

	Freq.	Measured value	Limit	Margin	Factor	Reading
	MHz	dBm	dBm	dB	dB	dBm
1	514.45	-76.73	-54.00	-22.73	0.00	-76.73
2	730.90	-76.48	-54.00	-22.48	0.00	-76.48
3	819.63	-75.82	-54.00	-21.82	0.00	-75.82

Note 1: Measured Value (dBm) = Reading (dBm) + Factor (dB)
Note 2: Margin (dB) = Measured Value (dBm) – Limit (dBm)

Modulation	ax HE20-OFDMA RU106
Test Freq. (MHz)	5785

Test By :Ryan Lee Temperature:23 Humidity(%):64

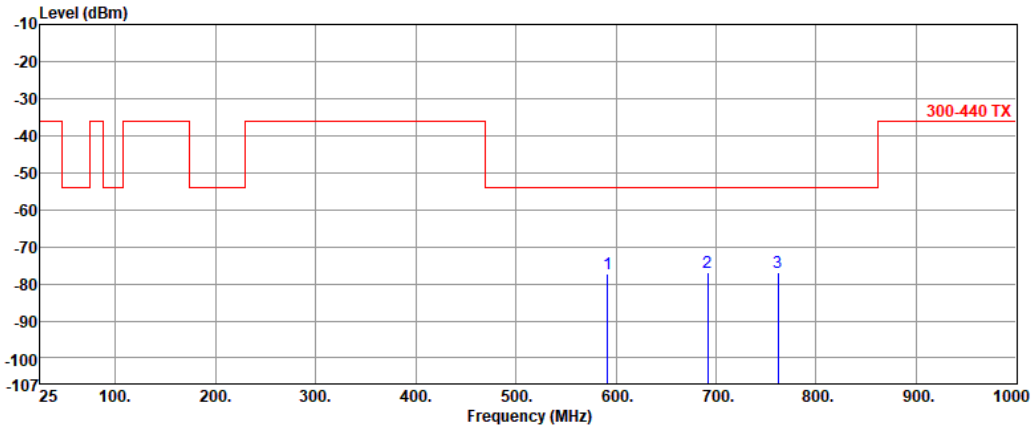

	Freq.	Measured value	Limit	Margin	Factor	Reading
	MHz	dBm	dBm	dB	dB	dBm
1	591.48	-77.34	-54.00	-23.34	0.00	-77.34
2	691.90	-76.88	-54.00	-22.88	0.00	-76.88
3	762.10	-76.78	-54.00	-22.78	0.00	-76.78

Note 1: Measured Value (dBm) = Reading (dBm) + Factor (dB)
Note 2: Margin (dB) = Measured Value (dBm) – Limit (dBm)

Modulation	ax HE20-OFDMA RU106
Test Freq. (MHz)	5825

Test By :Ryan Lee Temperature:23 Humidity(%):64

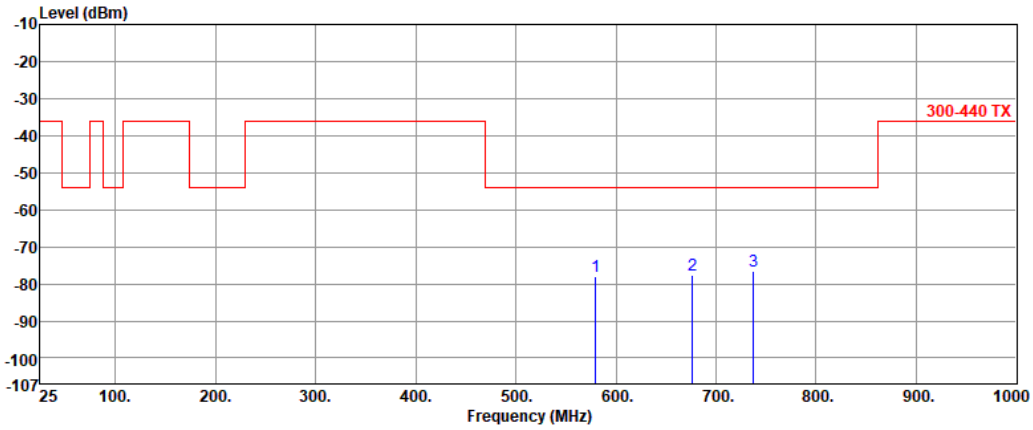

	Freq.	Measured value	Limit	Margin	Factor	Reading
	MHz	dBm	dBm	dB	dB	dBm
1	579.78	-78.17	-54.00	-24.17	0.00	-78.17
2	676.30	-77.53	-54.00	-23.53	0.00	-77.53
3	737.73	-76.62	-54.00	-22.62	0.00	-76.62

Note 1: Measured Value (dBm) = Reading (dBm) + Factor (dB)
Note 2: Margin (dB) = Measured Value (dBm) – Limit (dBm)

Emissions (Above 1GHz)

Modulation	ax HE20-OFDMA RU106
Test Freq. (MHz)	5745

Test By :Ryan Lee Temperature:23 Humidity(%):64

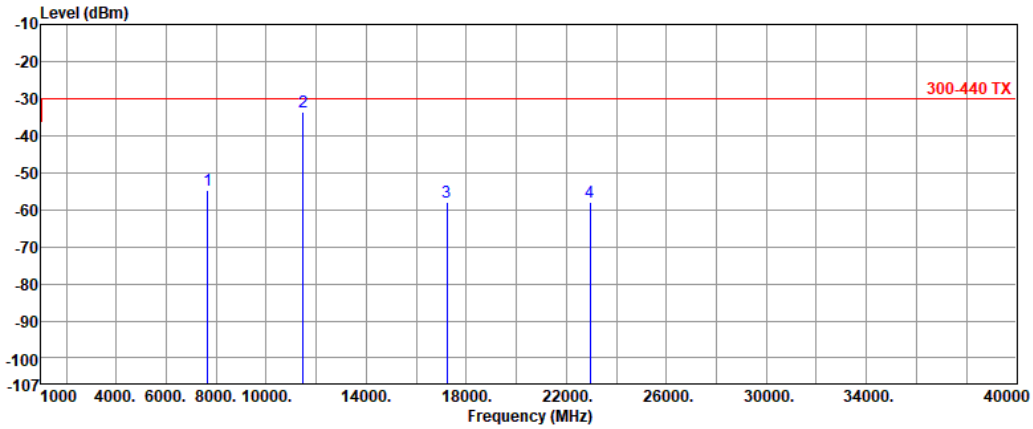

	Freq.	Measured value	Limit	Margin	Factor	Reading
	MHz	dBm	dBm	dB	dB	dBm
1	7654.10	-54.66	-30.00	-24.66	0.00	-54.66
2	11478.10	-33.73	-30.00	-3.73	0.00	-33.73
3	17217.10	-58.02	-30.00	-28.02	0.00	-58.02
4	22956.00	-57.90	-30.00	-27.90	0.00	-57.90

Note 1: Measured Value (dBm) = Reading (dBm) + Factor (dB)
Note 2: Margin (dB) = Measured Value (dBm) – Limit (dBm)

Modulation	ax HE20-OFDMA RU106
Test Freq. (MHz)	5785

Test By :Ryan Lee Temperature:23 Humidity(%):64

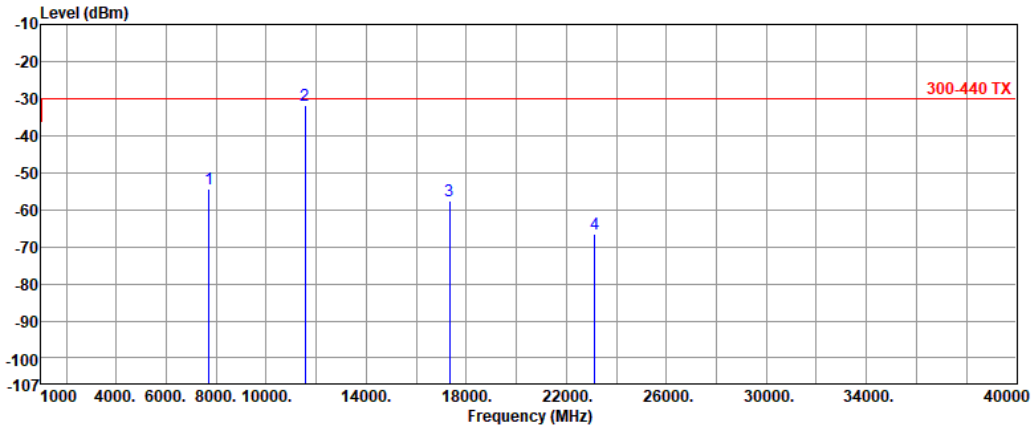

	Freq.	Measured value	Limit	Margin	Factor	Reading
	MHz	dBm	dBm	dB	dB	dBm
1	7711.00	-54.27	-30.00	-24.27	0.00	-54.27
2	11562.80	-31.86	-30.00	-1.86	0.00	-31.86
3	17344.70	-57.47	-30.00	-27.47	0.00	-57.47
4	23125.10	-66.39	-30.00	-36.39	0.00	-66.39

Note 1: Measured Value (dBm) = Reading (dBm) + Factor (dB)
Note 2: Margin (dB) = Measured Value (dBm) – Limit (dBm)

Modulation	ax HE20-OFDMA RU106
Test Freq. (MHz)	5825

Test By :Ryan Lee Temperature:23 Humidity(%):64

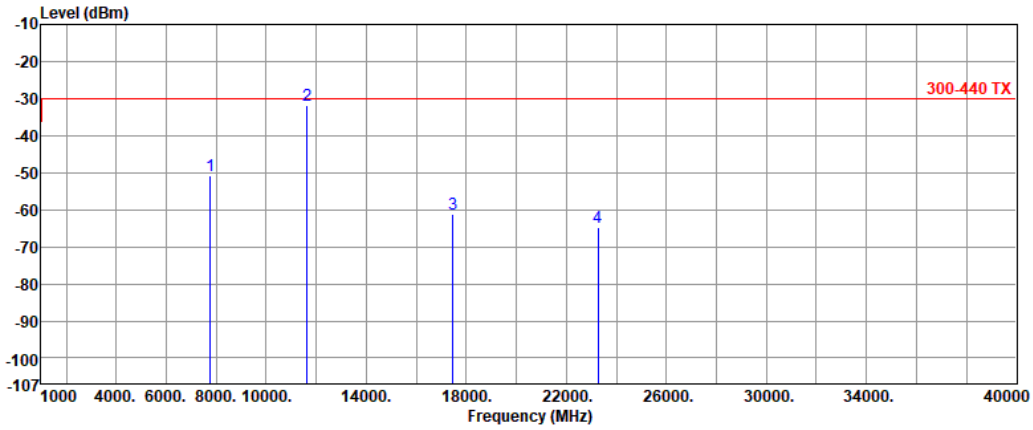

	Freq.	Measured value	Limit	Margin	Factor	Reading
	MHz	dBm	dBm	dB	dB	dBm
1	7762.40	-50.80	-30.00	-20.80	0.00	-50.80
2	11641.10	-31.75	-30.00	-1.75	0.00	-31.75
3	17461.30	-61.19	-30.00	-31.19	0.00	-61.19
4	23280.80	-64.84	-30.00	-34.84	0.00	-64.84

Note 1: Measured Value (dBm) = Reading (dBm) + Factor (dB)
Note 2: Margin (dB) = Measured Value (dBm) – Limit (dBm)

full RU configuration

Emissions (Below 1GHz)

Modulation	11a	Test Freq. (MHz)	5745
Polarization	Horizontal		

Test By :Ryan Lee Temperature:23 Humidity(%):64

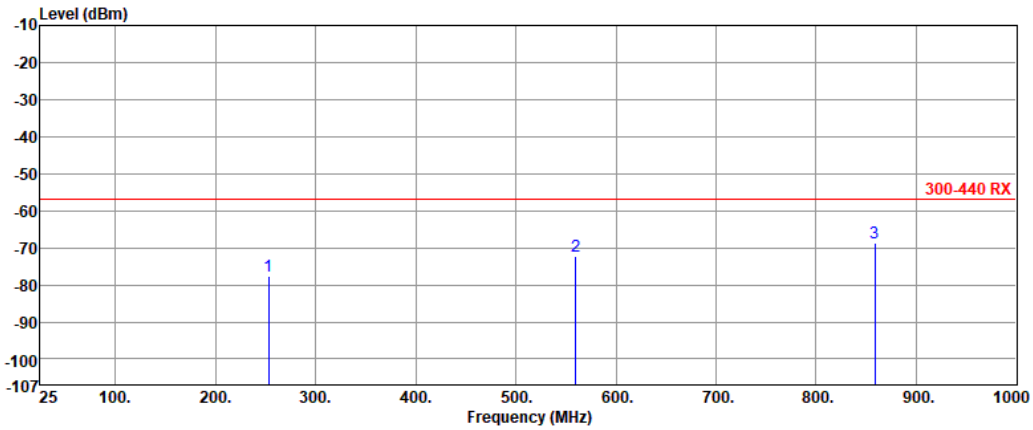

	Freq.	Measured value	Limit	Margin	Factor	Reading
	MHz	dBm	dBm	dB	dB	dBm
1	252.85	-77.74	-57.00	-20.74	-3.72	-74.02
2	559.84	-72.42	-57.00	-15.42	3.72	-76.14
3	858.89	-68.55	-57.00	-11.55	8.92	-77.47

Note 1: Measured Value (dBm) = Reading (dBm) + Factor (dB)
Note 2: Margin (dB) = Measured Value (dBm) – Limit (dBm)

Modulation	11a	**Test Freq. (MHz)**	5745
Polarization	Vertical		

Test By :Ryan Lee Temperature:23 Humidity(%):64

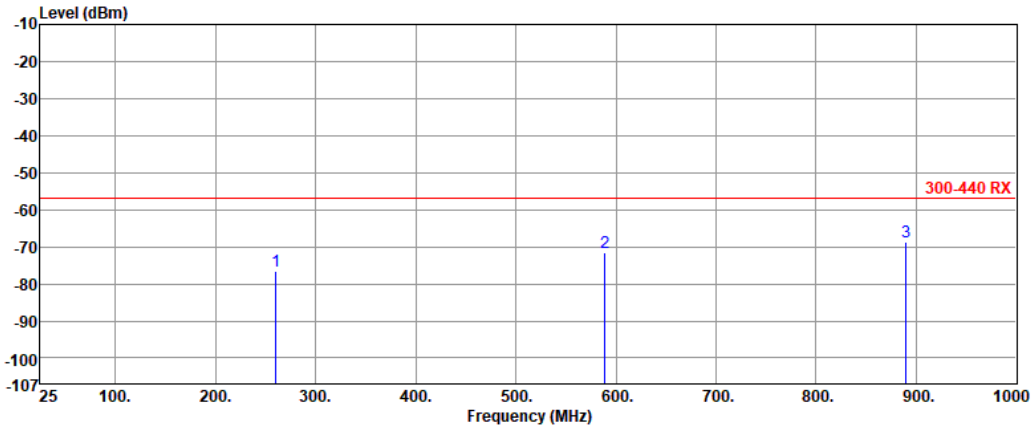

	Freq.	Measured value	Limit	Margin	Factor	Reading
	MHz	dBm	dBm	dB	dB	dBm
1	260.51	-76.51	-57.00	-19.51	-3.67	-72.84
2	588.78	-71.45	-57.00	-14.45	4.79	-76.24
3	889.78	-68.75	-57.00	-11.75	9.29	-78.04

Note 1: Measured Value (dBm) = Reading (dBm) + Factor (dB)
Note 2: Margin (dB) = Measured Value (dBm) – Limit (dBm)

Modulation	11a	**Test Freq. (MHz)**	5785
Polarization	Horizontal		

Test By :Ryan Lee Temperature:23 Humidity(%):64

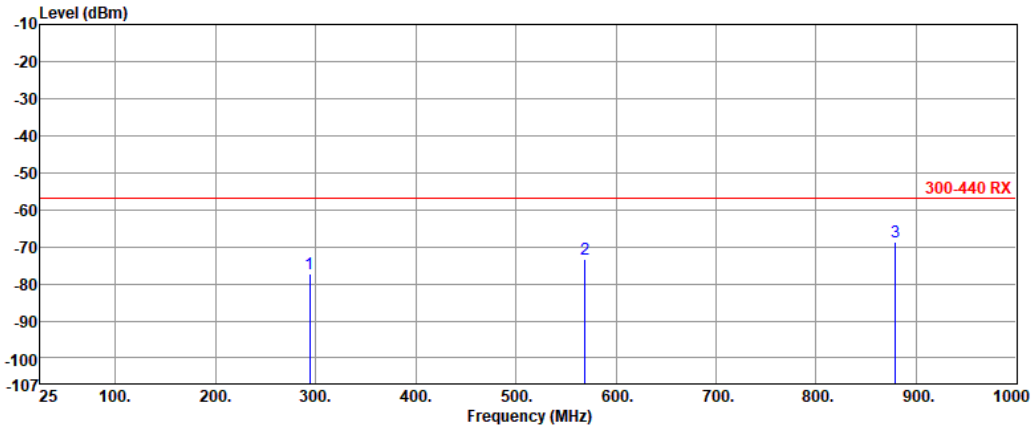

	Freq.	Measured value	Limit	Margin	Factor	Reading
	MHz	dBm	dBm	dB	dB	dBm
1	294.25	-77.20	-57.00	-20.20	-2.42	-74.78
2	569.45	-73.45	-57.00	-16.45	4.06	-77.51
3	879.47	-68.58	-57.00	-11.58	9.32	-77.90

Note 1: Measured Value (dBm) = Reading (dBm) + Factor (dB)
Note 2: Margin (dB) = Measured Value (dBm) – Limit (dBm)

Modulation	11a	**Test Freq. (MHz)**	5785
Polarization	Vertical		

Test By :Ryan Lee Temperature:23 Humidity(%):64

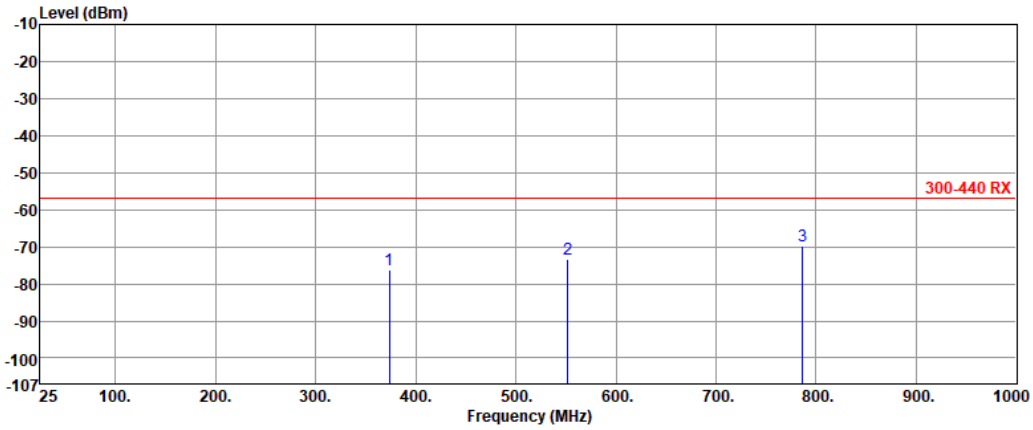

	Freq.	Measured value	Limit	Margin	Factor	Reading
	MHz	dBm	dBm	dB	dB	dBm
1	373.51	-76.12	-57.00	-19.12	-0.33	-75.79
2	551.87	-73.45	-57.00	-16.45	3.91	-77.36
3	786.24	-69.85	-57.00	-12.85	8.03	-77.88

Note 1: Measured Value (dBm) = Reading (dBm) + Factor (dB)
Note 2: Margin (dB) = Measured Value (dBm) – Limit (dBm)

Modulation	11a	**Test Freq. (MHz)**	5825
Polarization	Horizontal		

Test By :Ryan Lee Temperature:23 Humidity(%):64

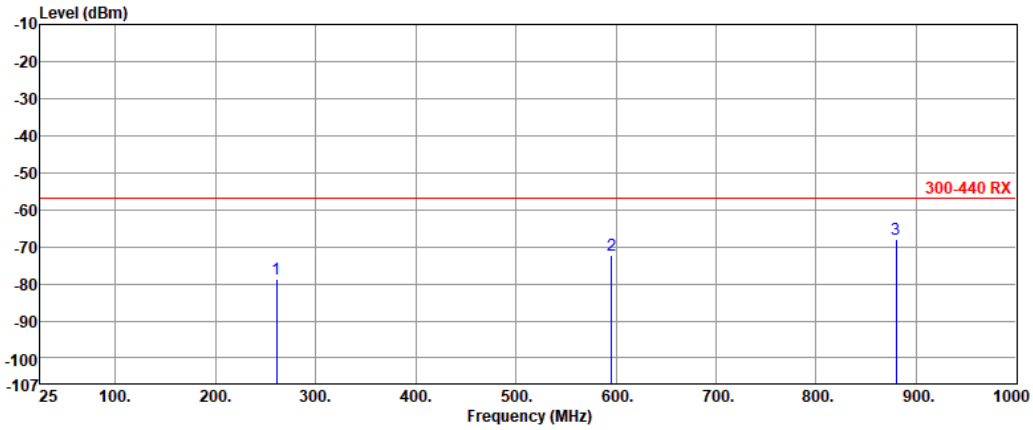

	Freq.	Measured value	Limit	Margin	Factor	Reading
	MHz	dBm	dBm	dB	dB	dBm
1	261.21	-78.71	-57.00	-21.71	-3.60	-75.11
2	595.54	-72.41	-57.00	-15.41	4.89	-77.30
3	879.84	-68.04	-57.00	-11.04	9.32	-77.36

Note 1: Measured Value (dBm) = Reading (dBm) + Factor (dB)
Note 2: Margin (dB) = Measured Value (dBm) – Limit (dBm)

Modulation	11a	**Test Freq. (MHz)**	5825
Polarization	Vertical		

Test By :Ryan Lee Temperature:23 Humidity(%):64

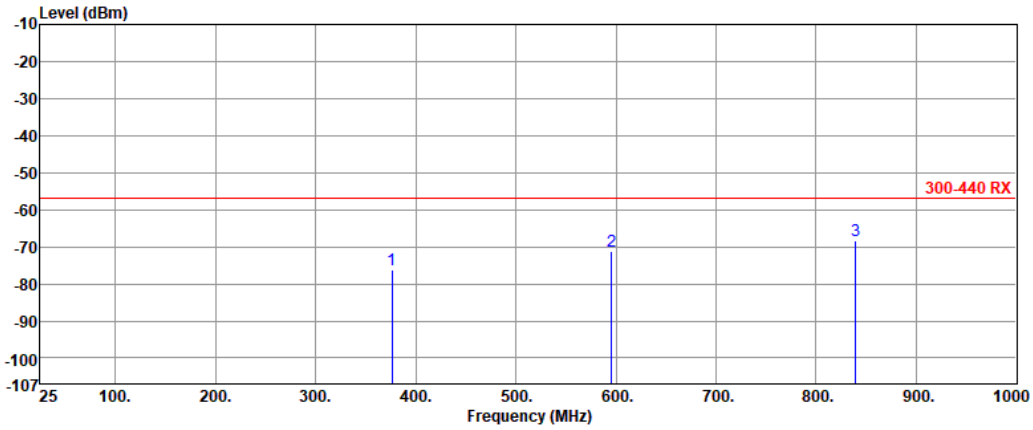

	Freq.	Measured value	Limit	Margin	Factor	Reading
	MHz	dBm	dBm	dB	dB	dBm
1	376.54	-76.23	-57.00	-19.23	-0.26	-75.97
2	595.41	-71.15	-57.00	-14.15	4.83	-75.98
3	839.84	-68.35	-57.00	-11.35	8.51	-76.86

Note 1: Measured Value (dBm) = Reading (dBm) + Factor (dB)
Note 2: Margin (dB) = Measured Value (dBm) – Limit (dBm)

Modulation	ax HE20-OFDMA	**Test Freq. (MHz)**	5745
Polarization	Horizontal		

Test By :Ryan Lee Temperature:23 Humidity(%):64

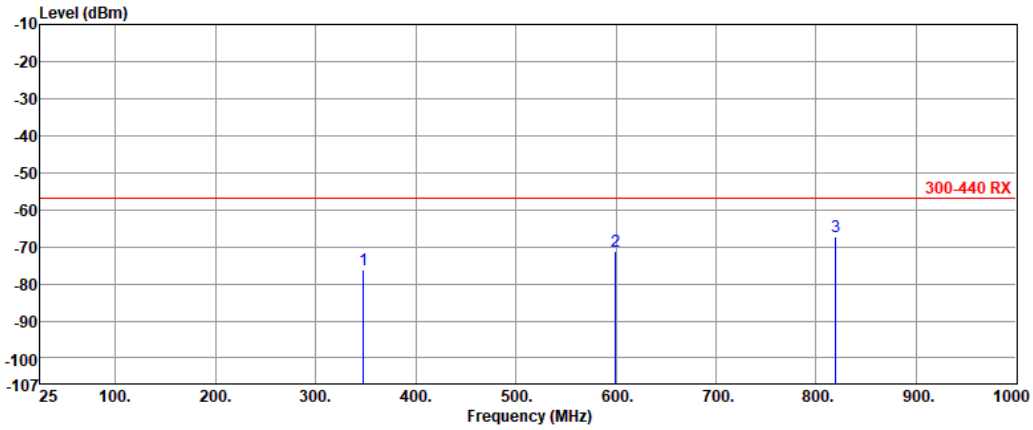

	Freq.	Measured value	Limit	Margin	Factor	Reading
	MHz	dBm	dBm	dB	dB	dBm
1	347.51	-76.13	-57.00	-19.13	-1.10	-75.03
2	599.49	-71.24	-57.00	-14.24	4.85	-76.09
3	819.51	-67.13	-57.00	-10.13	8.44	-75.57

Note 1: Measured Value (dBm) = Reading (dBm) + Factor (dB)
Note 2: Margin (dB) = Measured Value (dBm) – Limit (dBm)

Modulation	ax HE20-OFDMA	**Test Freq. (MHz)**	5745
Polarization	Vertical		

Test By :Ryan Lee Temperature:23 Humidity(%):64

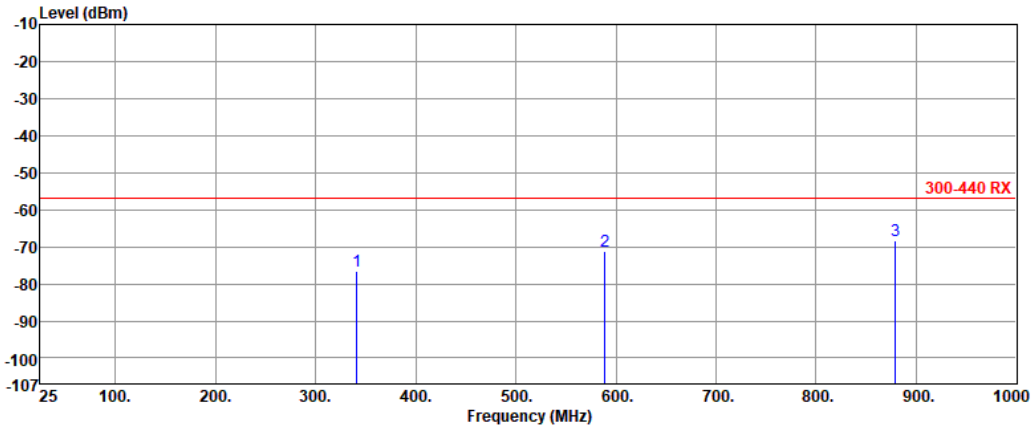

	Freq.	Measured value	Limit	Margin	Factor	Reading
	MHz	dBm	dBm	dB	dB	dBm
1	341.47	-76.56	-57.00	-19.56	-1.21	-75.35
2	589.12	-71.32	-57.00	-14.32	4.79	-76.11
3	879.58	-68.45	-57.00	-11.45	9.25	-77.70

Note 1: Measured Value (dBm) = Reading (dBm) + Factor (dB)
Note 2: Margin (dB) = Measured Value (dBm) – Limit (dBm)

Modulation	ax HE20-OFDMA	**Test Freq. (MHz)**	5785
Polarization	Horizontal		

Test By :Ryan Lee Temperature:23 Humidity(%):64

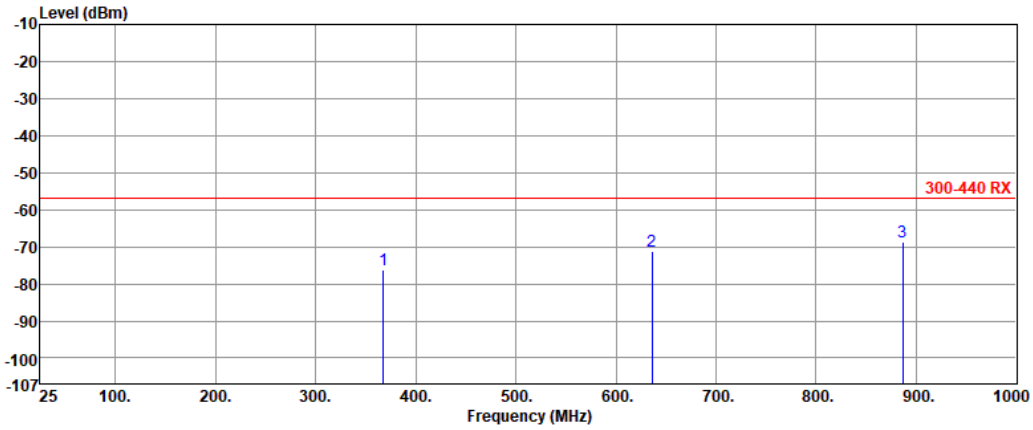

	Freq.	Measured value	Limit	Margin	Factor	Reading
	MHz	dBm	dBm	dB	dB	dBm
1	367.45	-76.25	-57.00	-19.25	-0.48	-75.77
2	636.40	-71.35	-57.00	-14.35	5.08	-76.43
3	886.52	-68.61	-57.00	-11.61	9.25	-77.86

Note 1: Measured Value (dBm) = Reading (dBm) + Factor (dB)
Note 2: Margin (dB) = Measured Value (dBm) – Limit (dBm)

Modulation	ax HE20-OFDMA	**Test Freq. (MHz)**	5785
Polarization	Vertical		

Test By :Ryan Lee Temperature:23 Humidity(%):64

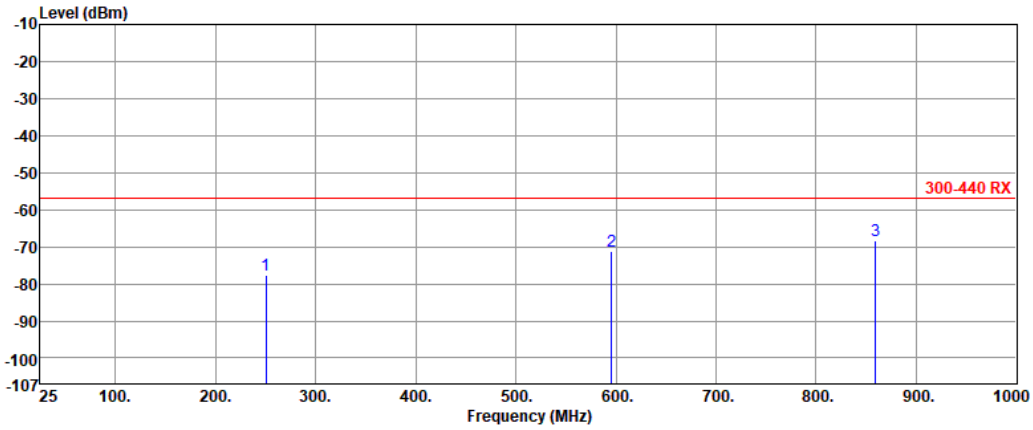

	Freq.	Measured value	Limit	Margin	Factor	Reading
	MHz	dBm	dBm	dB	dB	dBm
1	250.45	-77.54	-57.00	-20.54	-3.82	-73.72
2	595.78	-71.35	-57.00	-14.35	4.86	-76.21
3	859.40	-68.25	-57.00	-11.25	8.96	-77.21

Note 1: Measured Value (dBm) = Reading (dBm) + Factor (dB)
Note 2: Margin (dB) = Measured Value (dBm) – Limit (dBm)

Modulation	ax HE20-OFDMA	**Test Freq. (MHz)**	5825
Polarization	Horizontal		

Test By :Ryan Lee Temperature:23 Humidity(%):64

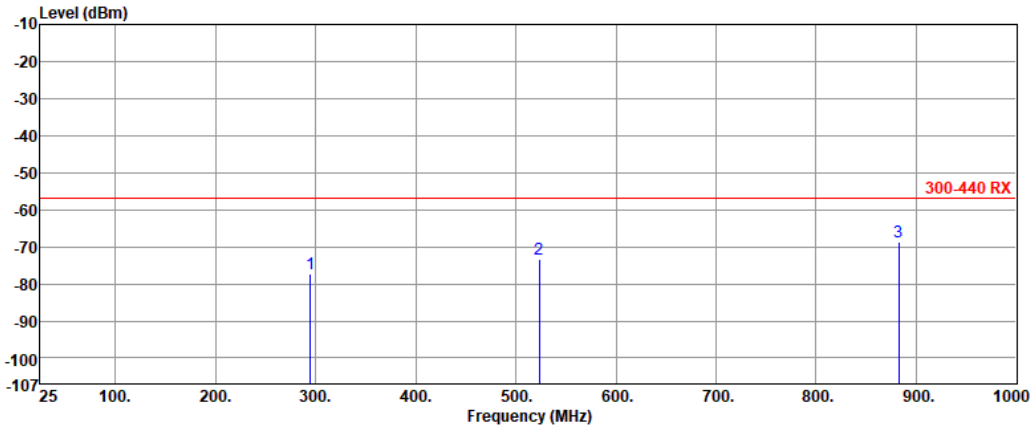

	Freq.	Measured value	Limit	Margin	Factor	Reading
	MHz	dBm	dBm	dB	dB	dBm
1	294.51	-77.31	-57.00	-20.31	-2.42	-74.89
2	523.47	-73.46	-57.00	-16.46	3.19	-76.65
3	882.90	-68.63	-57.00	-11.63	9.29	-77.92

Note 1: Measured Value (dBm) = Reading (dBm) + Factor (dB)
Note 2: Margin (dB) = Measured Value (dBm) – Limit (dBm)

Modulation	ax HE20-OFDMA	**Test Freq. (MHz)**	5825
Polarization	Vertical		

Test By :Ryan Lee Temperature:23 Humidity(%):64

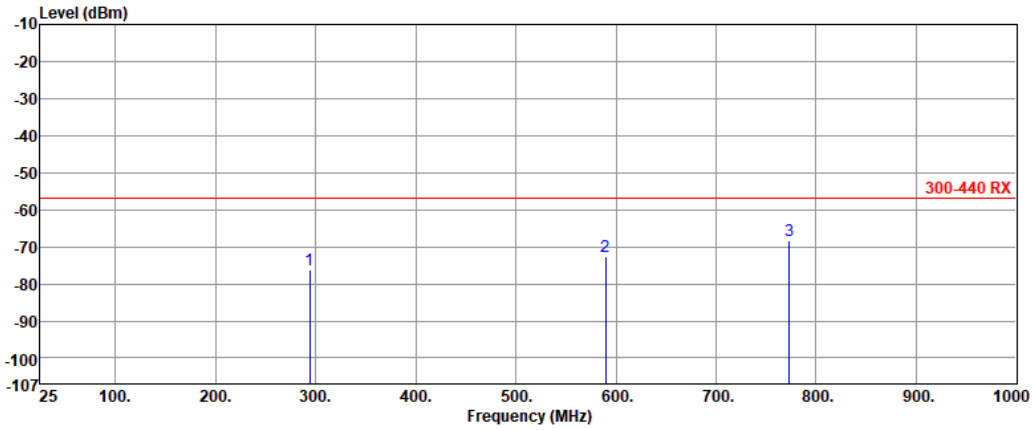

	Freq.	Measured value	Limit	Margin	Factor	Reading
	MHz	dBm	dBm	dB	dB	dBm
1	294.40	-76.21	-57.00	-19.21	-2.45	-73.76
2	589.78	-72.56	-57.00	-15.56	4.81	-77.37
3	773.48	-68.25	-57.00	-11.25	7.83	-76.08

Note 1: Measured Value (dBm) = Reading (dBm) + Factor (dB)
Note 2: Margin (dB) = Measured Value (dBm) – Limit (dBm)

Emissions (Above 1GHz)

Modulation	11a	**Test Freq. (MHz)**	5745
Polarization	Horizontal		

Test By :Ryan Lee Temperature:23 Humidity(%):64

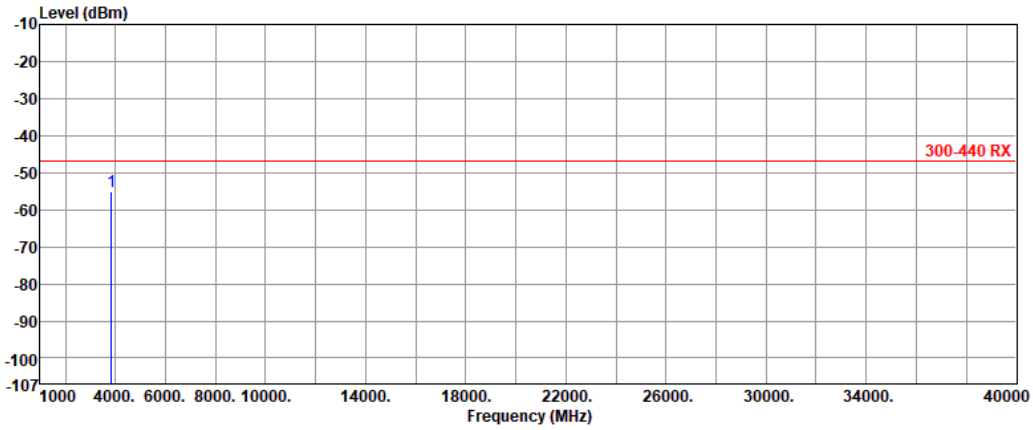

	Freq.	Measured value	Limit	Margin	Factor	Reading
	MHz	dBm	dBm	dB	dB	dBm
1	3829.51	-54.99	-47.00	-7.99	41.23	-96.22

Note 1: Measured Value (dBm) = Reading (dBm) + Factor (dB)
Note 2: Margin (dB) = Measured Value (dBm) – Limit (dBm)

Modulation	11a	**Test Freq. (MHz)**	5745
Polarization	Vertical		

Test By :Ryan Lee Temperature:23 Humidity(%):64

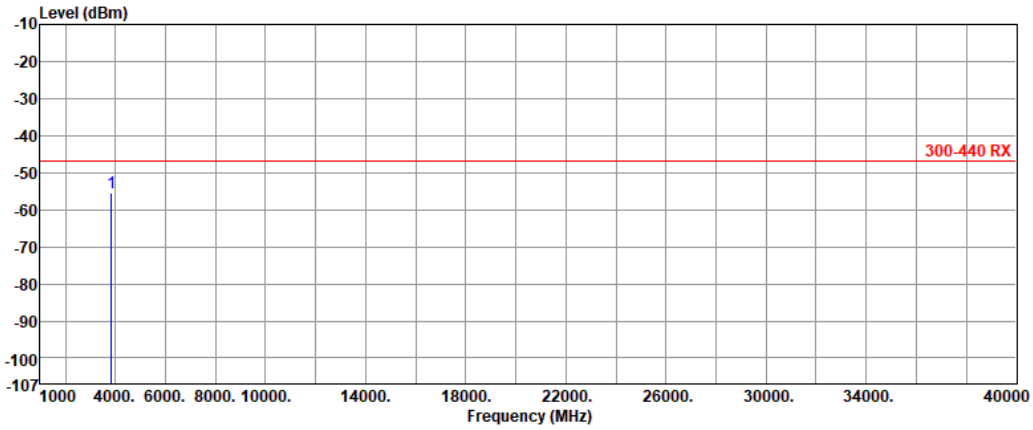

	Freq.	Measured value	Limit	Margin	Factor	Reading
	MHz	dBm	dBm	dB	dB	dBm
1	3830.08	-55.46	-47.00	-8.46	40.67	-96.13

Note 1: Measured Value (dBm) = Reading (dBm) + Factor (dB)
Note 2: Margin (dB) = Measured Value (dBm) – Limit (dBm)

Modulation	11a	**Test Freq. (MHz)**	5785
Polarization	Horizontal		

Test By :Ryan Lee Temperature:23 Humidity(%):64

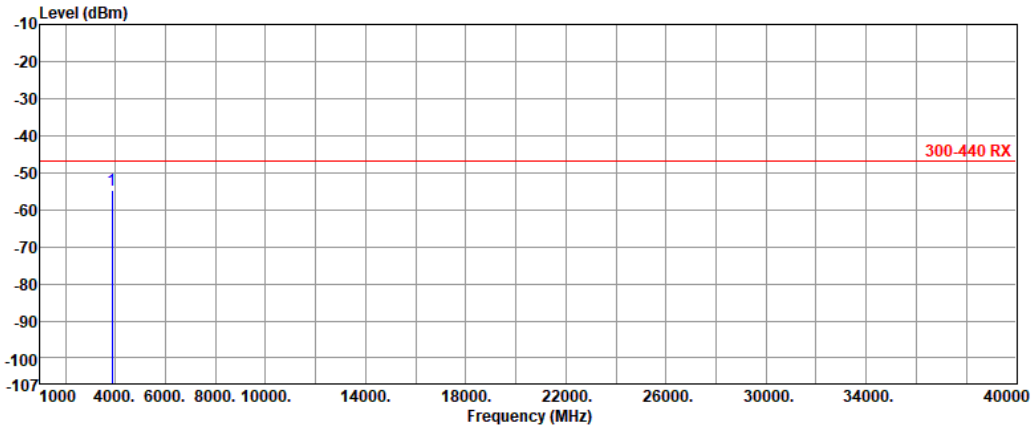

	Freq.	Measured value	Limit	Margin	Factor	Reading
	MHz	dBm	dBm	dB	dB	dBm
1	3857.08	-54.63	-47.00	-7.63	41.63	-96.26

Note 1: Measured Value (dBm) = Reading (dBm) + Factor (dB)
Note 2: Margin (dB) = Measured Value (dBm) – Limit (dBm)

Modulation	11a	**Test Freq. (MHz)**	5785
Polarization	Vertical		

Test By :Ryan Lee Temperature:23 Humidity(%):64

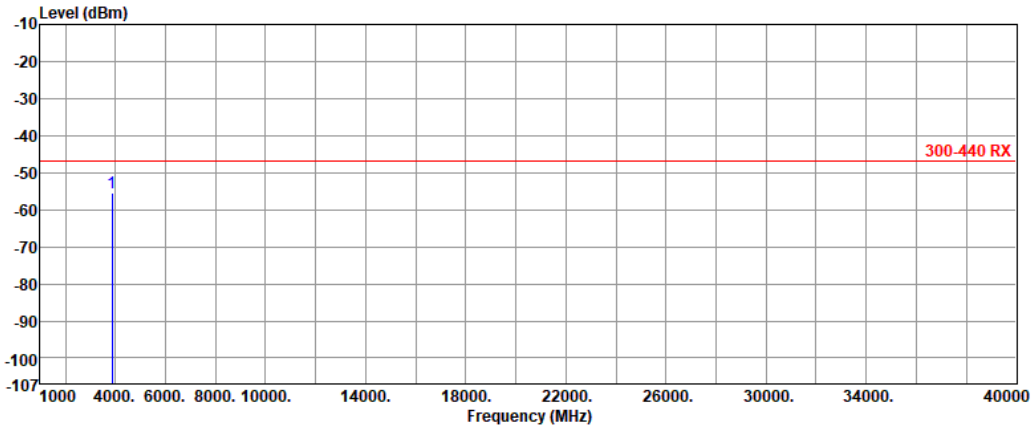

	Freq.	Measured value	Limit	Margin	Factor	Reading
	MHz	dBm	dBm	dB	dB	dBm
1	3856.57	-55.28	-47.00	-8.28	40.83	-96.11

Note 1: Measured Value (dBm) = Reading (dBm) + Factor (dB)
Note 2: Margin (dB) = Measured Value (dBm) – Limit (dBm)

Modulation	11a	**Test Freq. (MHz)**	5825
Polarization	Horizontal		

Test By :Ryan Lee Temperature:23 Humidity(%):64

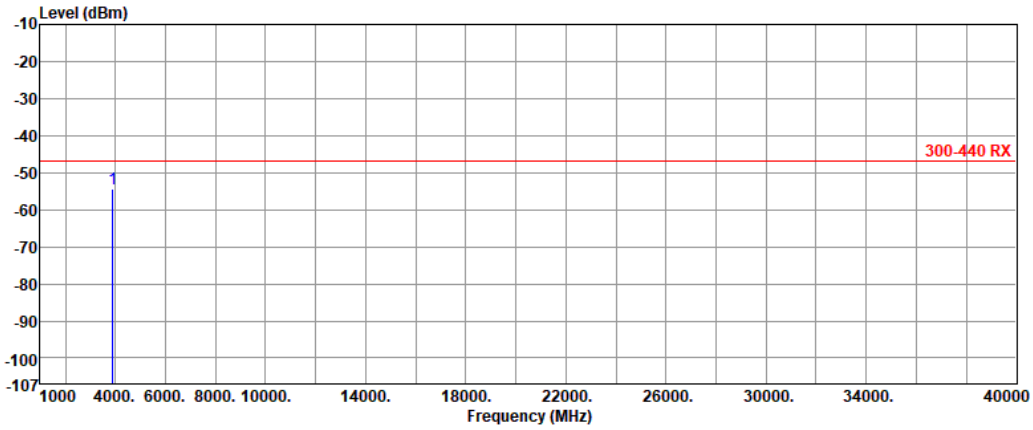

	Freq.	Measured value	Limit	Margin	Factor	Reading
	MHz	dBm	dBm	dB	dB	dBm
1	3883.20	-54.55	-47.00	-7.55	42.00	-96.55

Note 1: Measured Value (dBm) = Reading (dBm) + Factor (dB)
Note 2: Margin (dB) = Measured Value (dBm) – Limit (dBm)

Modulation	11a	**Test Freq. (MHz)**	5825
Polarization	Vertical		

Test By :Ryan Lee Temperature:23 Humidity(%):64

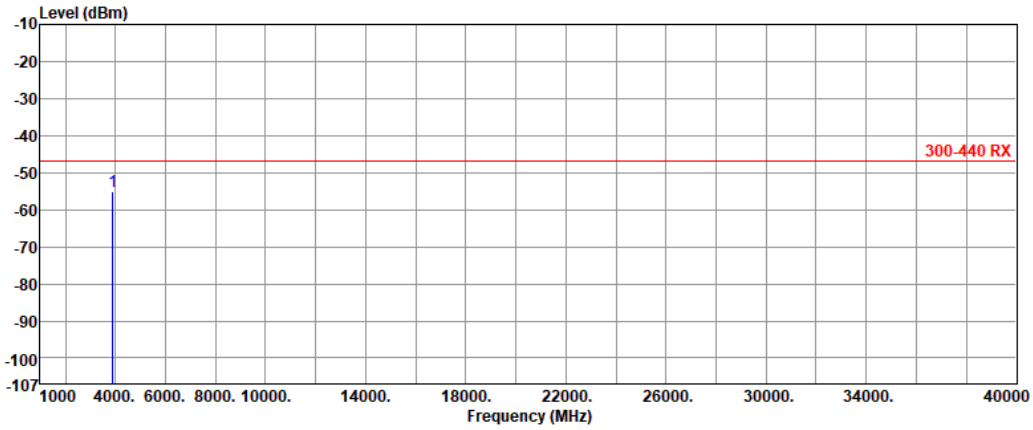

	Freq.	Measured value	Limit	Margin	Factor	Reading
	MHz	dBm	dBm	dB	dB	dBm
1	3883.02	-55.08	-47.00	-8.08	40.99	-96.07

Note 1: Measured Value (dBm) = Reading (dBm) + Factor (dB)
Note 2: Margin (dB) = Measured Value (dBm) – Limit (dBm)

Modulation	ax HE20-OFDMA	**Test Freq. (MHz)**	5745
Polarization	Horizontal		

Test By :Ryan Lee Temperature:23 Humidity(%):64

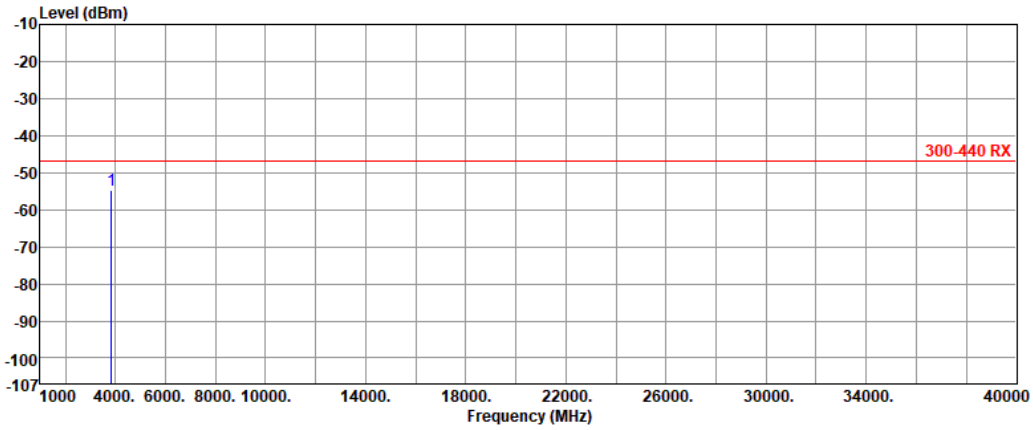

	Freq.	Measured value	Limit	Margin	Factor	Reading
	MHz	dBm	dBm	dB	dB	dBm
1	3830.55	-54.77	-47.00	-7.77	41.25	-96.02

Note 1: Measured Value (dBm) = Reading (dBm) + Factor (dB)
Note 2: Margin (dB) = Measured Value (dBm) – Limit (dBm)

Modulation	ax HE20-OFDMA	**Test Freq. (MHz)**	5745
Polarization	Vertical		

Test By :Ryan Lee Temperature:23 Humidity(%):64

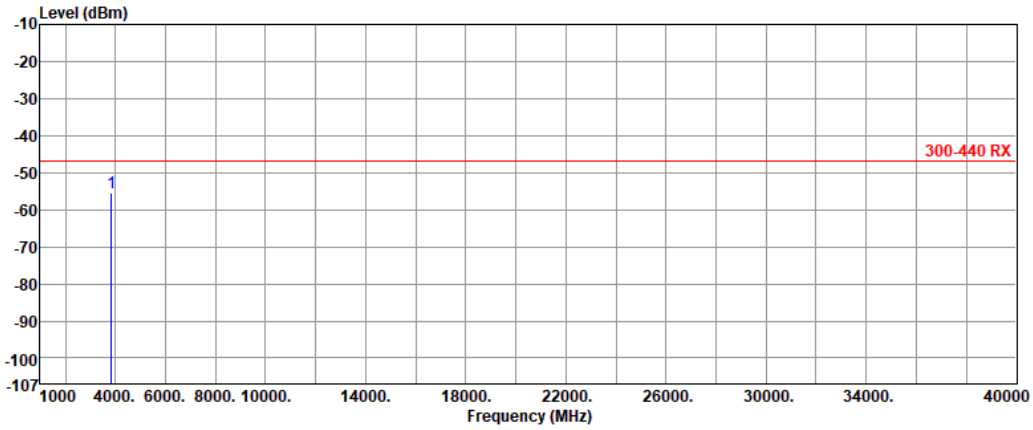

	Freq.	Measured value	Limit	Margin	Factor	Reading
	MHz	dBm	dBm	dB	dB	dBm
1	3831.75	-55.44	-47.00	-8.44	40.68	-96.12

Note 1: Measured Value (dBm) = Reading (dBm) + Factor (dB)
Note 2: Margin (dB) = Measured Value (dBm) – Limit (dBm)

Modulation	ax HE20-OFDMA	**Test Freq. (MHz)**	5785
Polarization	Horizontal		

Test By :Ryan Lee Temperature:23 Humidity(%):64

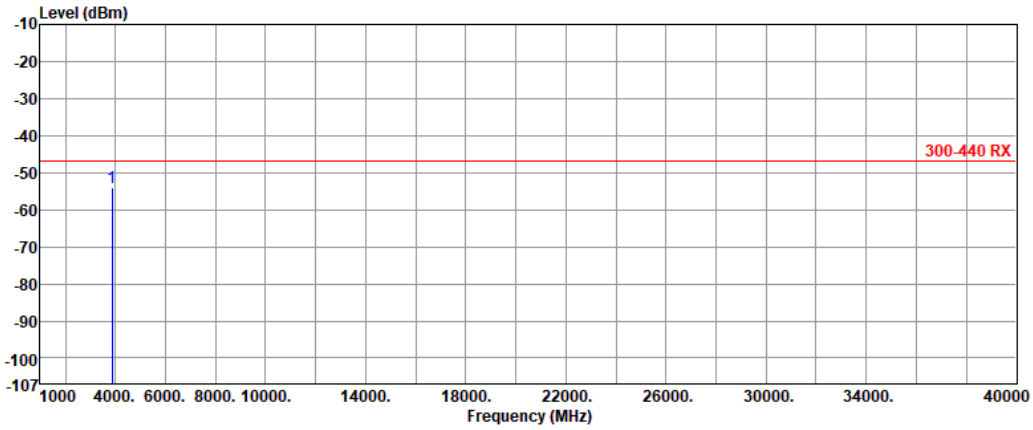

	Freq.	Measured value	Limit	Margin	Factor	Reading
	MHz	dBm	dBm	dB	dB	dBm
1	3858.30	-54.00	-47.00	-7.00	41.64	-95.64

Note 1: Measured Value (dBm) = Reading (dBm) + Factor (dB)
Note 2: Margin (dB) = Measured Value (dBm) – Limit (dBm)

Modulation	ax HE20-OFDMA	**Test Freq. (MHz)**	5785
Polarization	Vertical		

Test By :Ryan Lee Temperature:23 Humidity(%):64

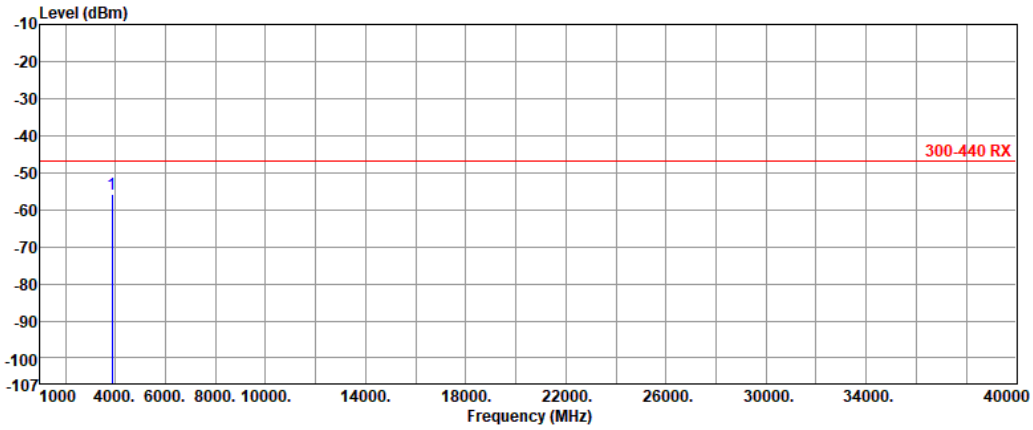

	Freq.	Measured value	Limit	Margin	Factor	Reading
	MHz	dBm	dBm	dB	dB	dBm
1	3855.45	-55.82	-47.00	-8.82	40.82	-96.64

Note 1: Measured Value (dBm) = Reading (dBm) + Factor (dB)
Note 2: Margin (dB) = Measured Value (dBm) – Limit (dBm)

Modulation	ax HE20-OFDMA	**Test Freq. (MHz)**	5825
Polarization	Horizontal		

Test By :Ryan Lee Temperature:23 Humidity(%):64

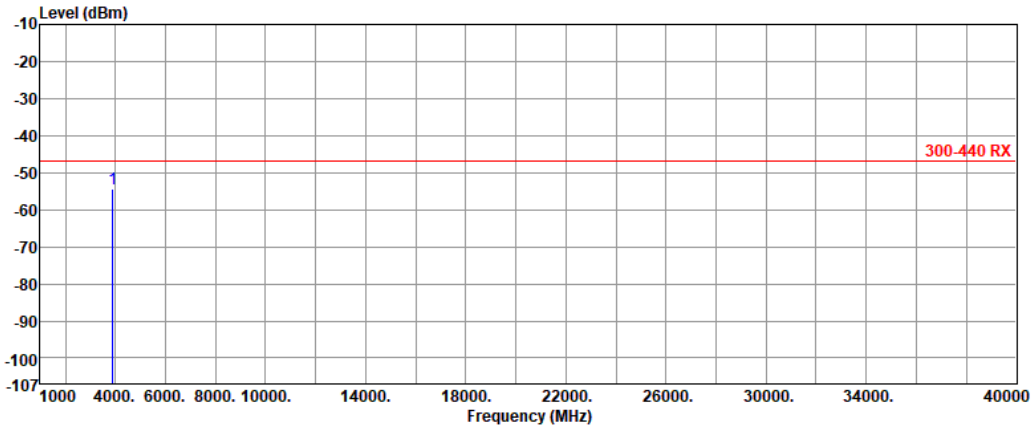

	Freq.	Measured value	Limit	Margin	Factor	Reading
	MHz	dBm	dBm	dB	dB	dBm
1	3882.29	-54.22	-47.00	-7.22	41.98	-96.20

Note 1: Measured Value (dBm) = Reading (dBm) + Factor (dB)
Note 2: Margin (dB) = Measured Value (dBm) – Limit (dBm)

Modulation	ax HE20-OFDMA	**Test Freq. (MHz)**	5825
Polarization	Vertical		

Test By :Ryan Lee Temperature:23 Humidity(%):64

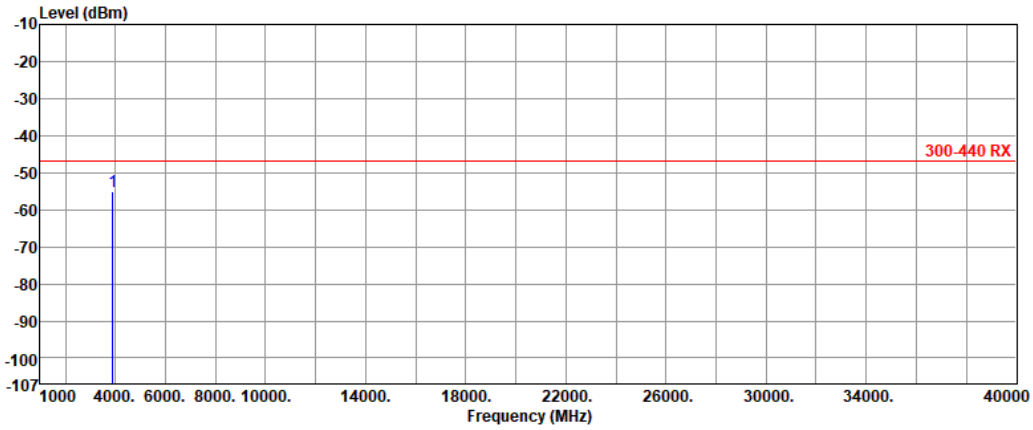

	Freq.	Measured value	Limit	Margin	Factor	Reading
	MHz	dBm	dBm	dB	dB	dBm
1	3883.66	-55.07	-47.00	-8.07	40.99	-96.06

Note 1: Measured Value (dBm) = Reading (dBm) + Factor (dB)
Note 2: Margin (dB) = Measured Value (dBm) – Limit (dBm)

full RU configuration

Emissions (Below 1GHz)

Modulation	11a
Test Freq. (MHz)	5745

Test By :Ryan Lee Temperature:23 Humidity(%):64

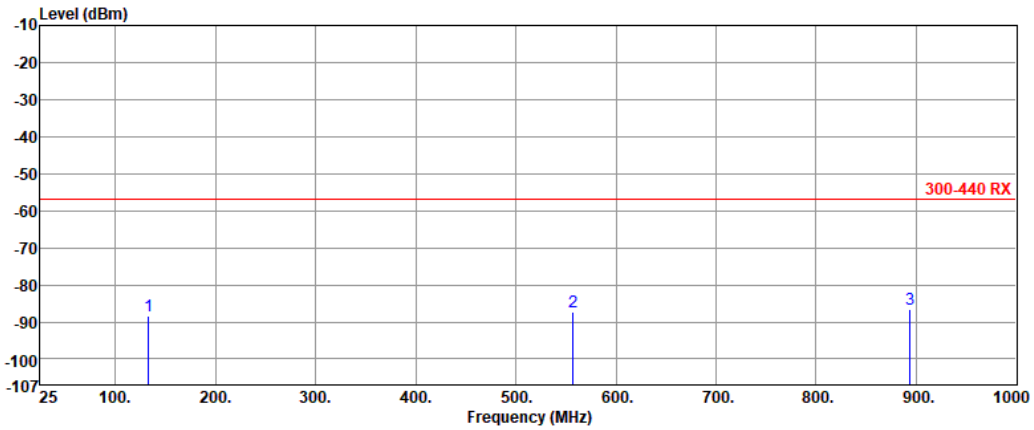

	Freq.	Measured value	Limit	Margin	Factor	Reading
	MHz	dBm	dBm	dB	dB	dBm
1	133.23	-88.47	-57.00	-31.47	0.00	-88.47
2	557.35	-87.33	-57.00	-30.33	0.00	-87.33
3	893.73	-86.75	-57.00	-29.75	0.00	-86.75

Note 1: Measured Value (dBm) = Reading (dBm) + Factor (dB)
Note 2: Margin (dB) = Measured Value (dBm) – Limit (dBm)

Modulation	11a
Test Freq. (MHz)	5785

Test By :Ryan Lee Temperature:23 Humidity(%):64

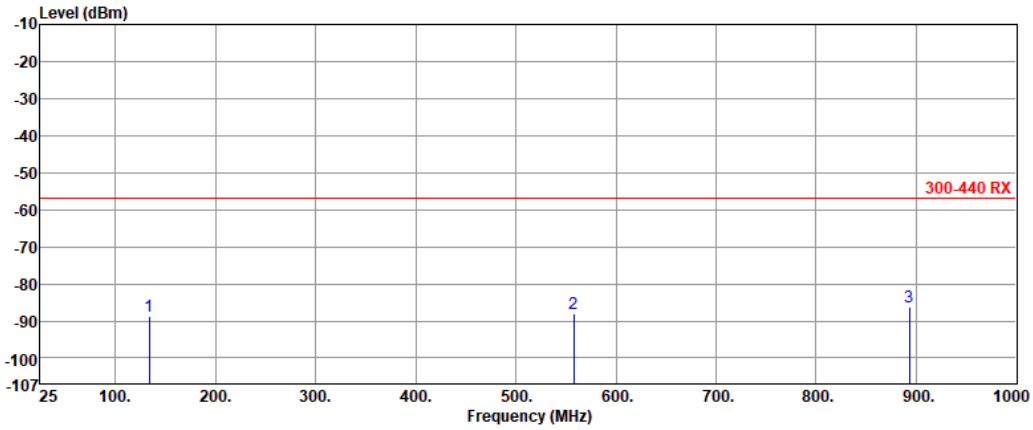

	Freq.	Measured value	Limit	Margin	Factor	Reading
	MHz	dBm	dBm	dB	dB	dBm
1	133.54	-88.65	-57.00	-31.65	0.00	-88.65
2	557.65	-87.86	-57.00	-30.86	0.00	-87.86
3	893.51	-86.20	-57.00	-29.20	0.00	-86.20

Note 1: Measured Value (dBm) = Reading (dBm) + Factor (dB)
Note 2: Margin (dB) = Measured Value (dBm) – Limit (dBm)

Modulation	11a
Test Freq. (MHz)	5825

Test By :Ryan Lee Temperature:23 Humidity(%):64

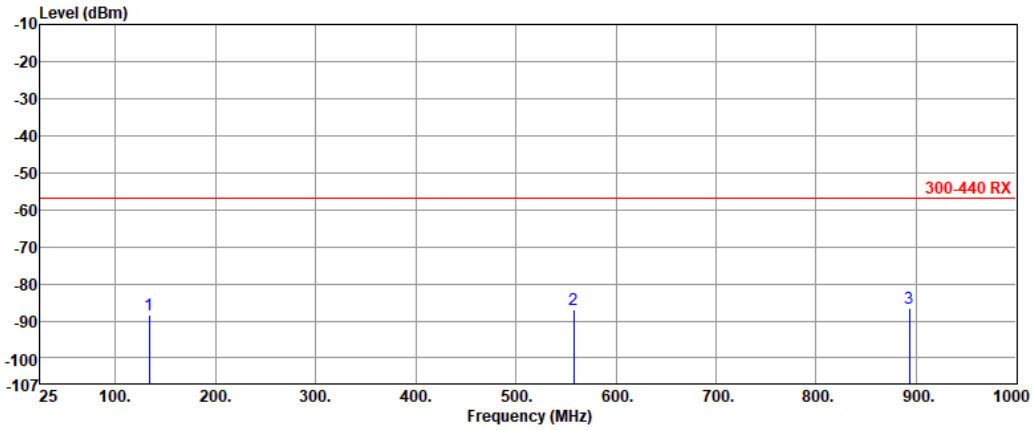

	Freq.	Measured value	Limit	Margin	Factor	Reading
	MHz	dBm	dBm	dB	dB	dBm
1	133.54	-88.54	-57.00	-31.54	0.00	-88.54
2	557.89	-87.10	-57.00	-30.10	0.00	-87.10
3	893.21	-86.75	-57.00	-29.75	0.00	-86.75

Note 1: Measured Value (dBm) = Reading (dBm) + Factor (dB)
Note 2: Margin (dB) = Measured Value (dBm) – Limit (dBm)

Modulation	ax HE20-OFDMA
Test Freq. (MHz)	5745

Test By :Ryan Lee Temperature:23 Humidity(%):64

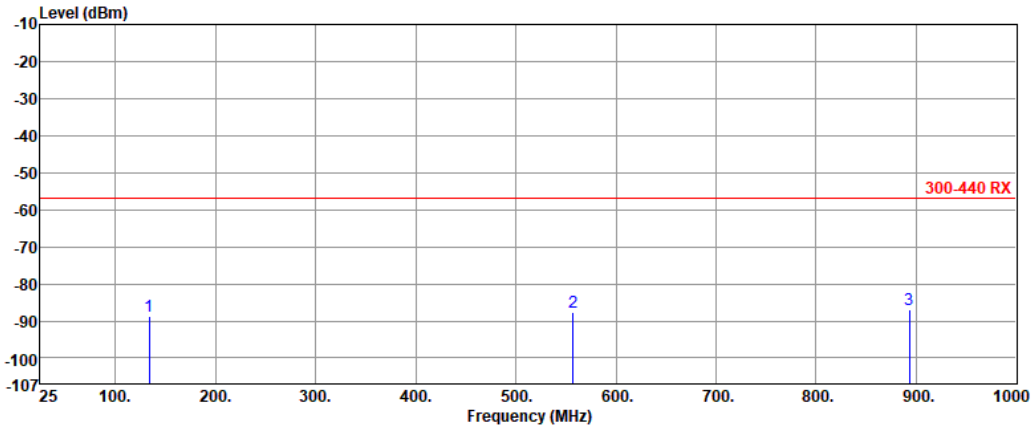

	Freq.	Measured value	Limit	Margin	Factor	Reading
	MHz	dBm	dBm	dB	dB	dBm
1	133.51	-88.89	-57.00	-31.89	0.00	-88.89
2	557.56	-87.85	-57.00	-30.85	0.00	-87.85
3	893.52	-86.87	-57.00	-29.87	0.00	-86.87

Note 1: Measured Value (dBm) = Reading (dBm) + Factor (dB)
Note 2: Margin (dB) = Measured Value (dBm) – Limit (dBm)

Modulation	ax HE20-OFDMA
Test Freq. (MHz)	5785

Test By :Ryan Lee Temperature:23 Humidity(%):64

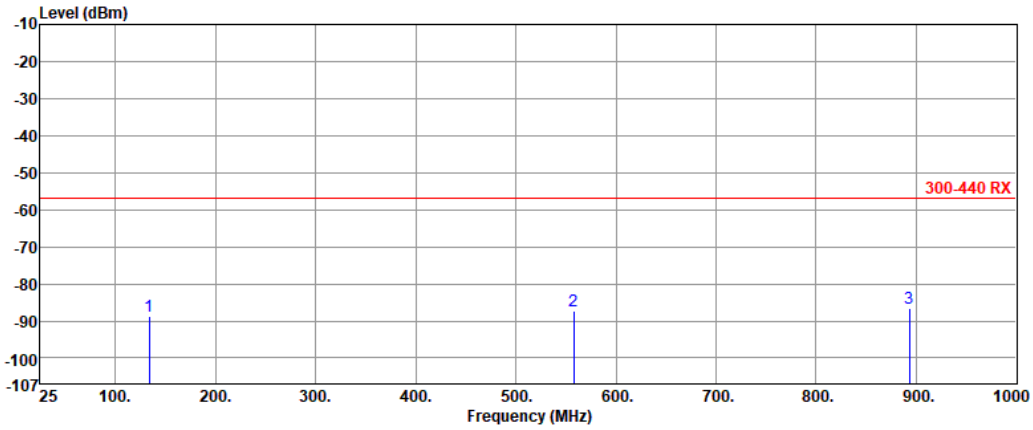

	Freq.	Measured value	Limit	Margin	Factor	Reading
	MHz	dBm	dBm	dB	dB	dBm
1	133.52	-88.85	-57.00	-31.85	0.00	-88.85
2	557.89	-87.32	-57.00	-30.32	0.00	-87.32
3	893.24	-86.75	-57.00	-29.75	0.00	-86.75

Note 1: Measured Value (dBm) = Reading (dBm) + Factor (dB)
Note 2: Margin (dB) = Measured Value (dBm) – Limit (dBm)

Modulation	ax HE20-OFDMA
Test Freq. (MHz)	5825

Test By :Ryan Lee Temperature:23 Humidity(%):64

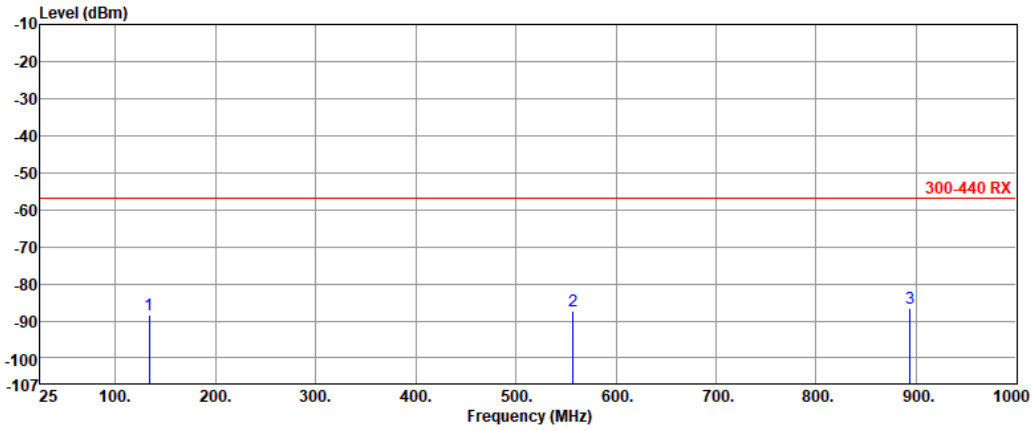

	Freq.	Measured value	Limit	Margin	Factor	Reading
	MHz	dBm	dBm	dB	dB	dBm
1	133.52	-88.54	-57.00	-31.54	0.00	-88.54
2	557.54	-87.21	-57.00	-30.21	0.00	-87.21
3	893.85	-86.51	-57.00	-29.51	0.00	-86.51

Note 1: Measured Value (dBm) = Reading (dBm) + Factor (dB)
Note 2: Margin (dB) = Measured Value (dBm) – Limit (dBm)

Emissions (Above 1GHz)

Modulation	11a
Test Freq. (MHz)	5745

Test By :Ryan Lee Temperature:23 Humidity(%):64

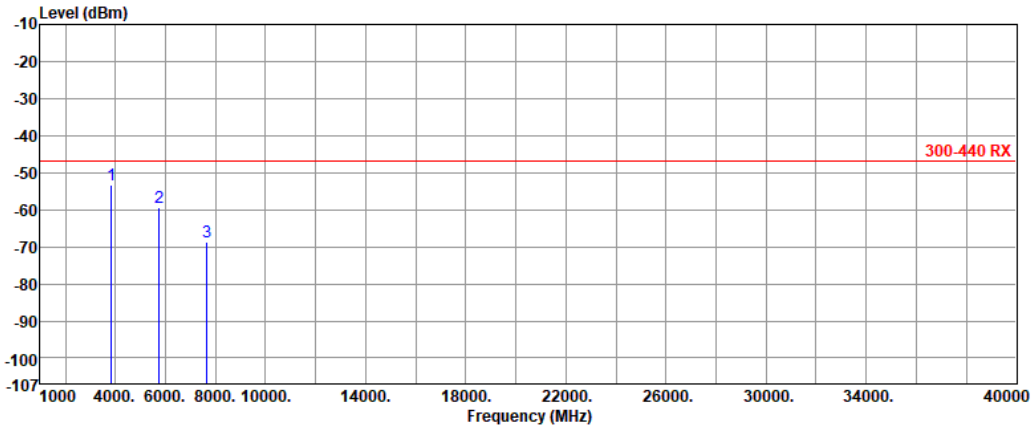

	Freq.	Measured value	Limit	Margin	Factor	Reading
	MHz	dBm	dBm	dB	dB	dBm
1	3830.05	-53.20	-47.00	-6.20	0.00	-53.20
2	5744.95	-59.37	-47.00	-12.37	0.00	-59.37
3	7660.30	-68.69	-47.00	-21.69	0.00	-68.69

Note 1: Measured Value (dBm) = Reading (dBm) + Factor (dB)
Note 2: Margin (dB) = Measured Value (dBm) – Limit (dBm)

Modulation	11a
Test Freq. (MHz)	5785

Test By :Ryan Lee Temperature:23 Humidity(%):64

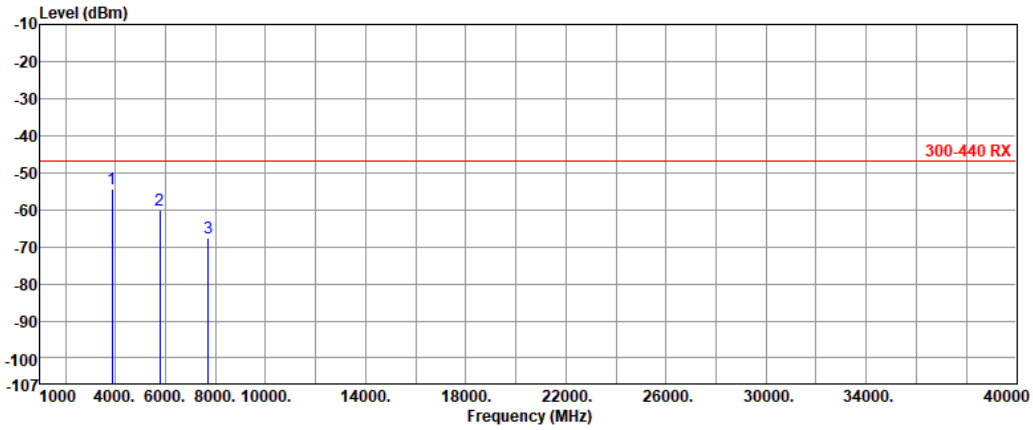

	Freq.	Measured value	Limit	Margin	Factor	Reading
	MHz	dBm	dBm	dB	dB	dBm
1	3856.60	-54.30	-47.00	-7.30	0.00	-54.30
2	5784.99	-60.26	-47.00	-13.26	0.00	-60.26
3	7713.46	-67.79	-47.00	-20.79	0.00	-67.79

Note 1: Measured Value (dBm) = Reading (dBm) + Factor (dB)
Note 2: Margin (dB) = Measured Value (dBm) – Limit (dBm)

Modulation	11a
Test Freq. (MHz)	5825

Test By :Ryan Lee Temperature:23 Humidity(%):64

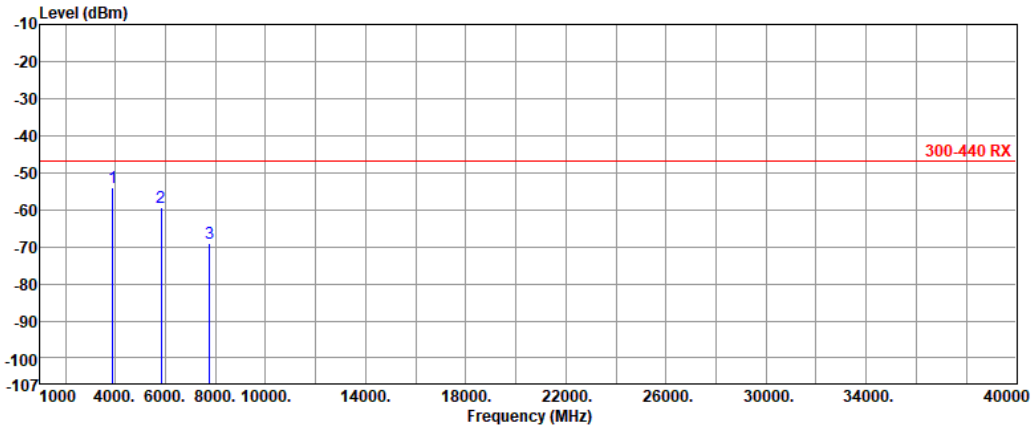

	Freq.	Measured value	Limit	Margin	Factor	Reading
	MHz	dBm	dBm	dB	dB	dBm
1	3883.23	-54.12	-47.00	-7.12	0.00	-54.12
2	5824.95	-59.26	-47.00	-12.26	0.00	-59.26
3	7766.34	-69.04	-47.00	-22.04	0.00	-69.04

Note 1: Measured Value (dBm) = Reading (dBm) + Factor (dB)
Note 2: Margin (dB) = Measured Value (dBm) – Limit (dBm)

Modulation	ax HE20-OFDMA
Test Freq. (MHz)	5745

Test By :Ryan Lee Temperature:23 Humidity(%):64

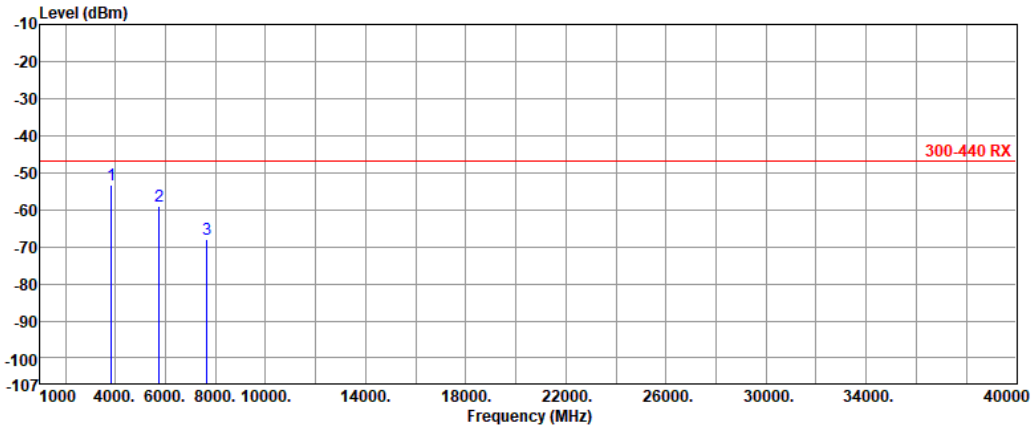

	Freq.	Measured value	Limit	Margin	Factor	Reading
	MHz	dBm	dBm	dB	dB	dBm
1	3830.12	-53.13	-47.00	-6.13	0.00	-53.13
2	5744.45	-59.12	-47.00	-12.12	0.00	-59.12
3	7660.25	-68.11	-47.00	-21.11	0.00	-68.11

Note 1: Measured Value (dBm) = Reading (dBm) + Factor (dB)
Note 2: Margin (dB) = Measured Value (dBm) – Limit (dBm)

Modulation	ax HE20-OFDMA
Test Freq. (MHz)	5785

Test By :Ryan Lee Temperature:23 Humidity(%):64

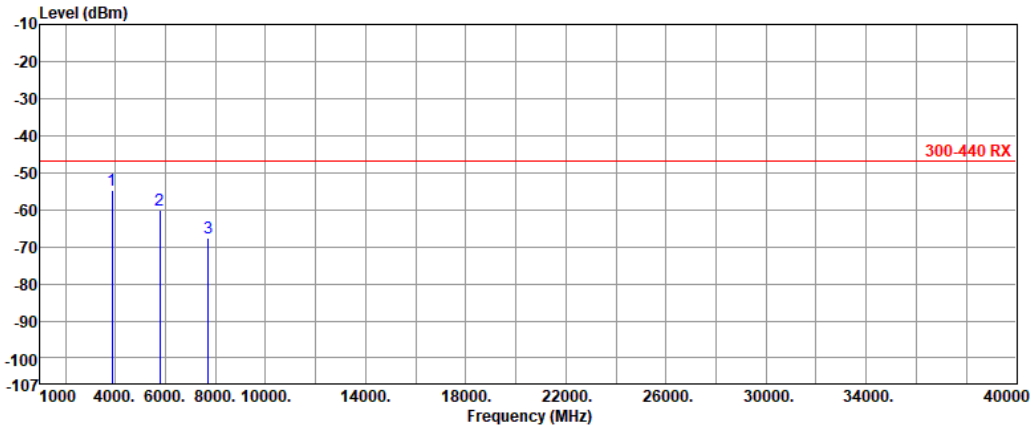

	Freq.	Measured value	Limit	Margin	Factor	Reading
	MHz	dBm	dBm	dB	dB	dBm
1	3856.64	-54.77	-47.00	-7.77	0.00	-54.77
2	5784.88	-60.07	-47.00	-13.07	0.00	-60.07
3	7713.22	-67.68	-47.00	-20.68	0.00	-67.68

Note 1: Measured Value (dBm) = Reading (dBm) + Factor (dB)
Note 2: Margin (dB) = Measured Value (dBm) – Limit (dBm)

Modulation	ax HE20-OFDMA
Test Freq. (MHz)	5825

Test By :Ryan Lee Temperature:23 Humidity(%):64

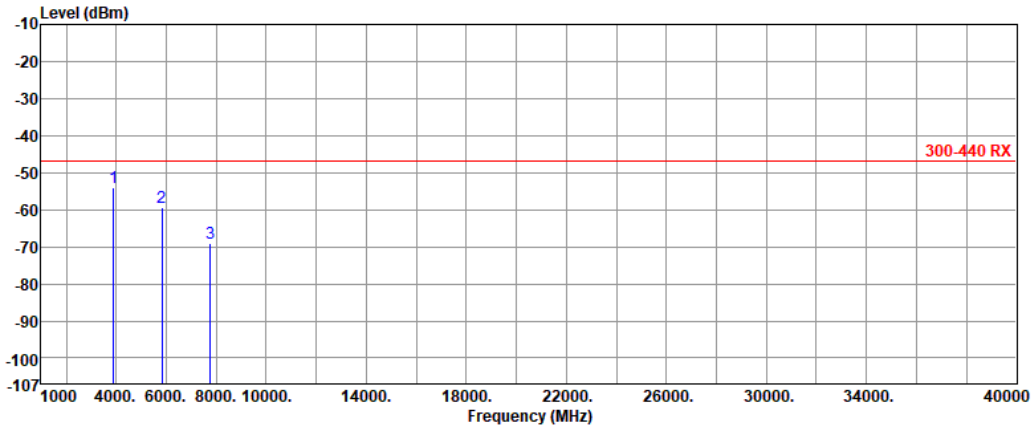

	Freq.	Measured value	Limit	Margin	Factor	Reading
	MHz	dBm	dBm	dB	dB	dBm
1	3883.78	-54.12	-47.00	-7.12	0.00	-54.12
2	5824.15	-59.26	-47.00	-12.26	0.00	-59.26
3	7766.11	-69.03	-47.00	-22.03	0.00	-69.03

Note 1: Measured Value (dBm) = Reading (dBm) + Factor (dB)
Note 2: Margin (dB) = Measured Value (dBm) – Limit (dBm)

5745 MHz

Without Interference Signal Sensitivity Level

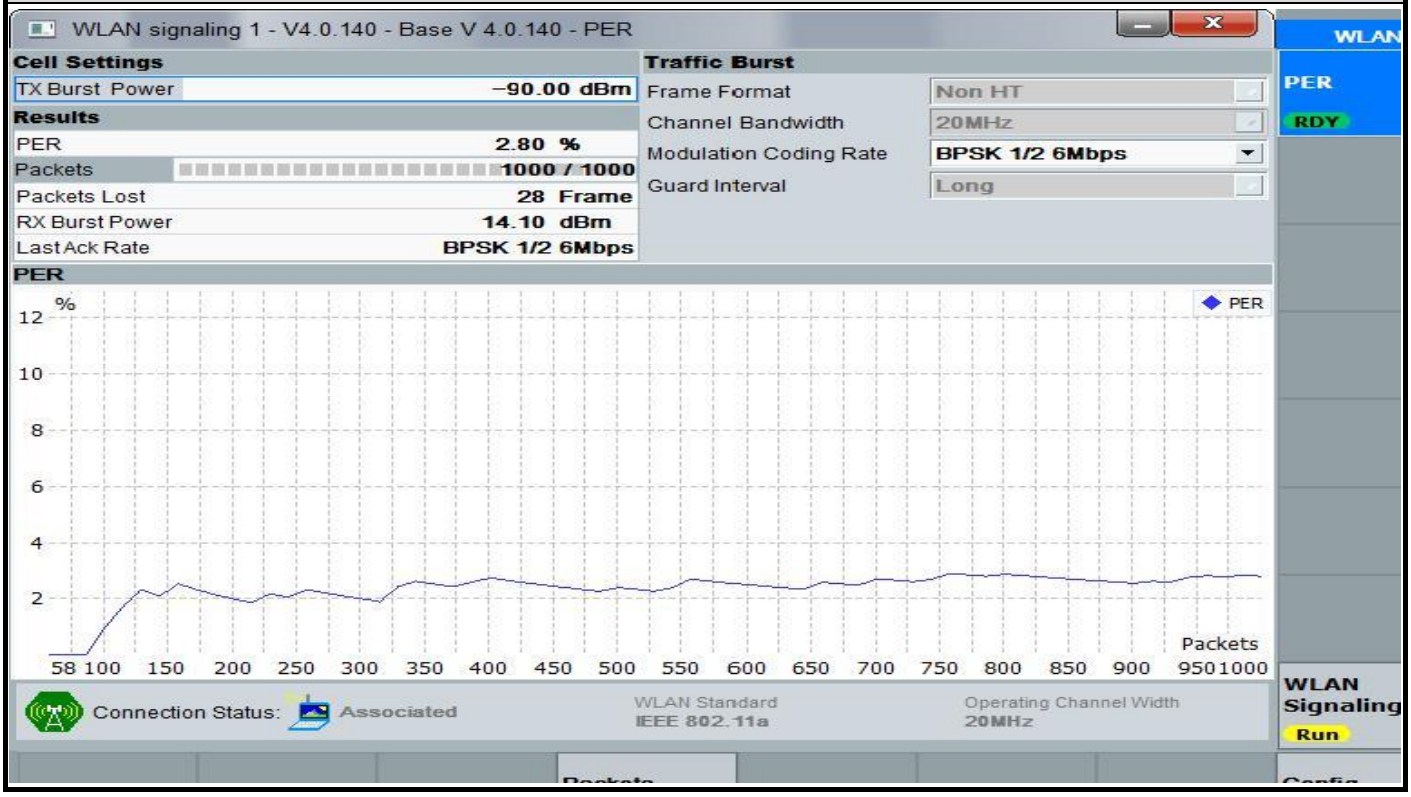

Receiver Category	1			
Signal Generator (MHz)	**Communication Device (dBm)**	**Signal Generator (dBm)**	**Limit (dBm)**	**Test Result**
4904	-87.00	-20.80	-57.31	Pass
5397	-87.00	-23.90	-57.31	Pass
5561	-87.00	-24.40	-57.31	Pass

5825MHz

Without Interference Signal Sensitivity Level

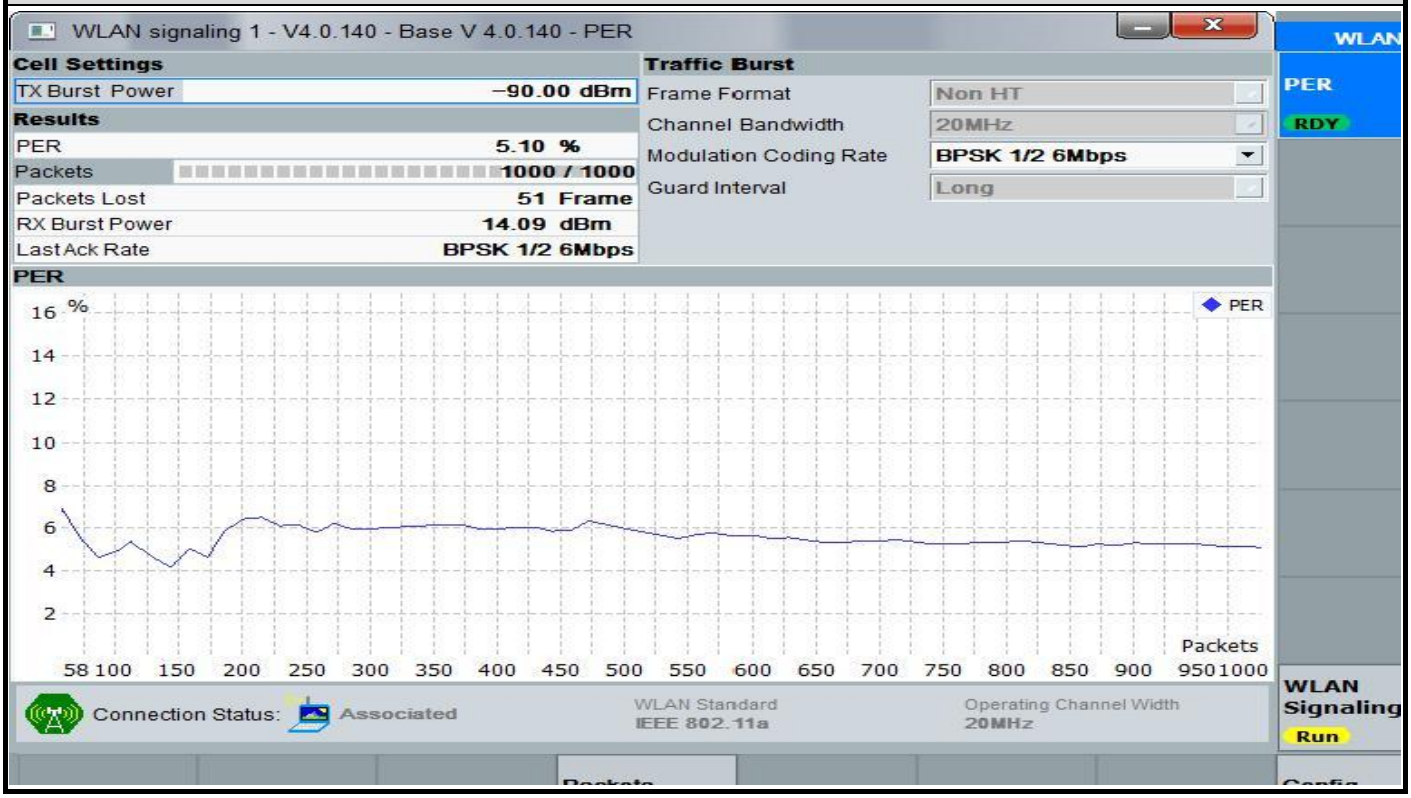

Receiver Category	1			
Signal Generator (MHz)	**Communication Device (dBm)**	**Signal Generator (dBm)**	**Limit (dBm)**	**Test Result**
6039	-87.00	-25.10	-57.54	Pass
6203	-87.00	-23.90	-57.54	Pass
6696	-87.00	-19.90	-57.54	Pass

Receiver Category	1			
Test Channel	5745MHz			
Signal Generator (MHz)	Communication Device (dBm)	Signal Generator (dBm)	Limit (dBm)	Test Result
5765	-87.00	-43.50	-57.31	Pass

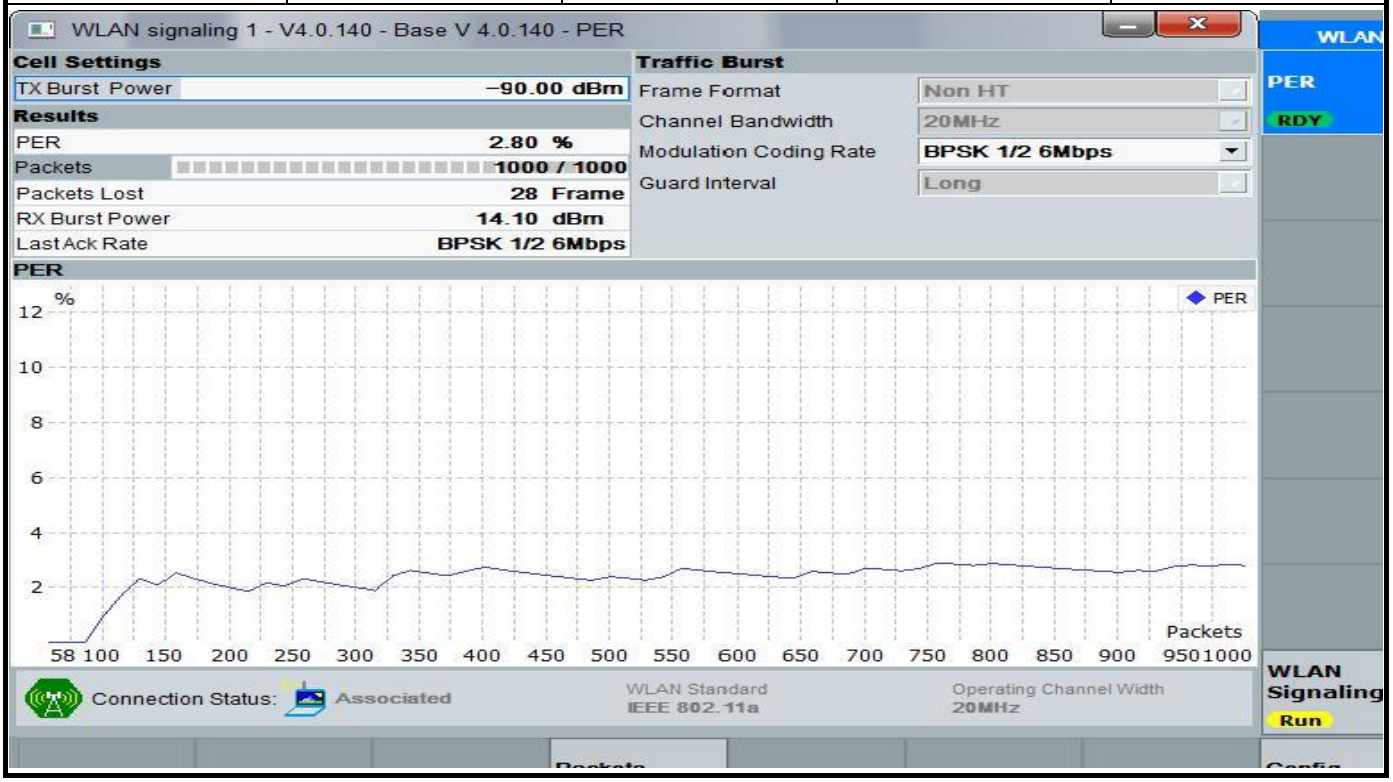
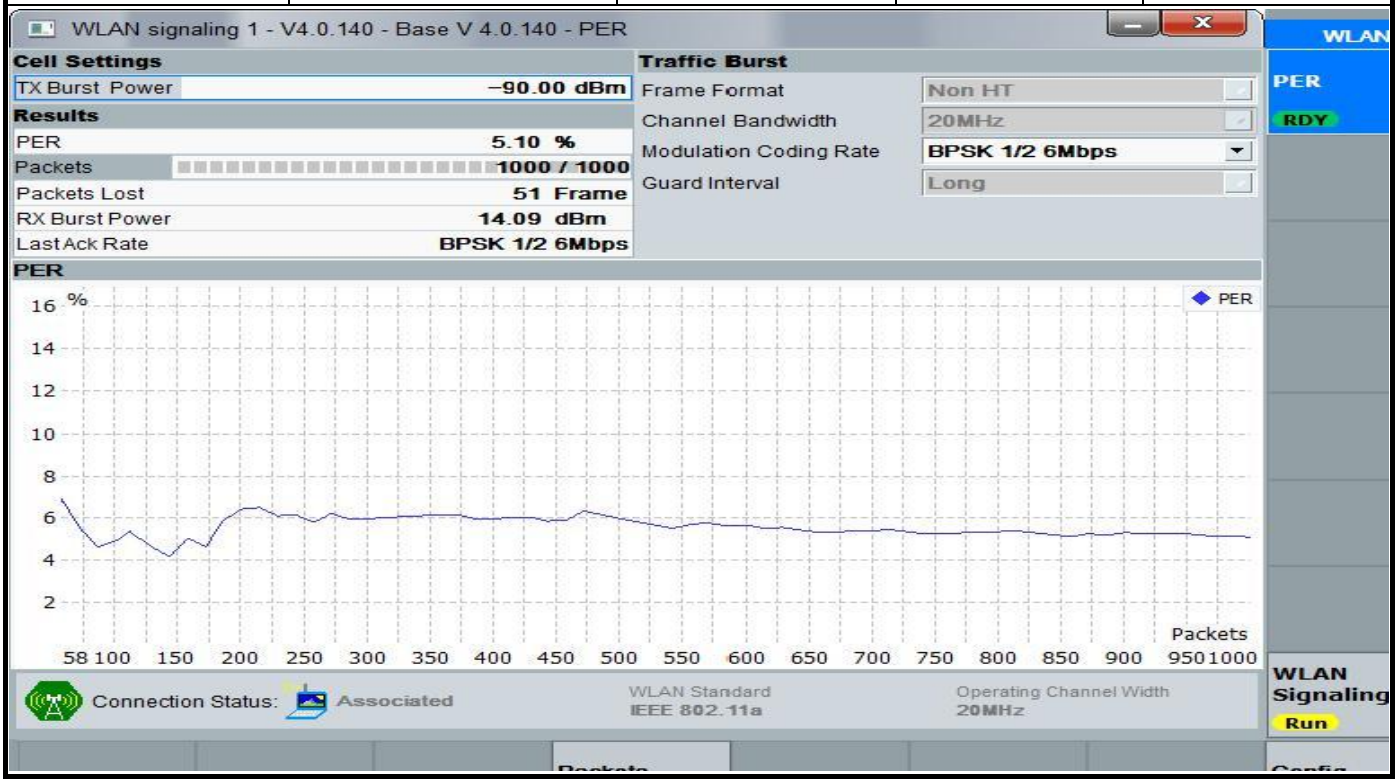
Receiver Category	1			
Test Channel	5825MHz			
Signal Generator (MHz)	Communication Device (dBm)	Signal Generator (dBm)	Limit (dBm)	Test Result
5805	-87.00	-42.20	-57.54	Pass